

Practical Restoration Handbook

Health & Safety - Section 4
Control of Substances Hazardous to Health
(COSHH)

by

Dave Carnell

Please note that, for convenience, the Practical Restoration Handbook "Health & Safety" chapter is split into 4 sections:

1. Site Aspects
2. Personal Safety and Insurance
3. Construction Design and Management Regulations
4. Control of Substances Hazardous to Health

Although these sections are primarily separate there are subjects which overlap and so all four sections must be considered as one chapter. It is essential that all four sections are read together to get an adequate understanding of the Health and Safety requirements for waterway restoration.

CONTENTS

1. Introduction to Control of Substances Hazardous to Health (COSHH 1999) Regulations
 2. What is meant by "Substances Hazardous to Health"?
 3. Assessments
 4. Site Assessments Records
 5. Control Measures
 6. Maintenance, Examination and Test of Control Measures
 7. Eating, Smoking, Drinking and Washing
 8. Occupational Exposure Limits
 9. Personal Protective Equipment (PPE)
 10. Information, Instruction and Training
 11. Example Structure for a Restoration Scheme
 - 11.2.1 Main Resident Group
 - 11.2.2 Site Leader
 - 11.2.3 Visiting Groups
 - 11.2.4 Volunteers (and employees)
 12. Materials Inventory
 13. Further Reading
-
- Appendix 1 List of Texts and Publications Reference in PRH "Health & Safety Sections 1–4"
- Appendix 2 The COSHH Assessment Form
- Appendix 3 Discussion and Guidance on Various Common Materials and Procedures
- Appendix 4 Examples of Completed COSHH Assessments

1. INTRODUCTION TO CONTROL OF SUBSTANCES HAZARDOUS TO HEALTH (COSHH 1999)

- 1.1 Perhaps more than any other Health and Safety legislation the Control of Substances Hazardous to Health (COSHH 1999) is ignored by many volunteers as "I work in an office all week – I'm hardly going to be overexposed by a bit of weed killer at the weekend" and "oh that sort of thing only counts if you use the stuff all day long". Both of these assumptions are not only false but very dangerous. With proper precautions, the risk of being harmed by even the most hazardous substance can be very small, but there can be a high risk even from a substance that is not particularly hazardous if exposure is excessive.
- 1.2 Nor is it just a case of strapping on goggles or a dust-mask. COSHH requires a number of steps to be taken before personal protective equipment (PPE) is used: PPE is a last resort.
- 1.3 COSHH aims to protect employees and others who may be affected e.g. the public, from the health risks arising from exposure to substances hazardous to health at work. It places duties on employers, self employed people, contractors, sub-contractors and employees. COSHH requires employers to weigh up risks to the health of their employees arising from exposure to hazardous substances and to prevent, or where this is not reasonably practicable, adequately control exposure. They are also required to provide suitable and sufficient information, instruction and training and may also have to monitor employees' exposure to a hazardous substance and place them under health surveillance.
- 1.4 Given the above definition it is not easy to see exactly where a voluntary restoration scheme fits into this regime. This is especially the case where a restoration scheme operates on a mix of paid employees, "new deal" type labour, local volunteers and visiting volunteer groups.
- 1.5 It is best practice to consider the local Society or Trust to be the employer and to place the other groups in the most appropriate category from the list above. The Trusts own volunteers are most likely to be considered employees. A visiting group who only attend the site to make a small contribution to an ongoing project would most likely fall into the sub-contractor post, whereas a Canal Camp that undertook a self-contained complete project might be considered to be a contractor. The exact positioning in the management structure should be clearly understood by all parties.
- 1.6 Effective application of the COSHH regulations involves all parties affected by an operation undertaking the following:
 - (a) exchanging all relevant information about the operation
 - (b) agreeing before the work begins how co-operation and co-ordination between them is to be managed
 - (c) allocating functions and responsibilities to those who can most effectively control the work.
- 1.7 Other considerations to be taken into account are:
 - (a) does the work require specialist knowledge and who has this knowledge?
 - (b) how is the work of one contractor likely to affect others?
 - (c) what control measures are required and who is the most appropriate person to apply them?

- 1.8 In addition the employer has duties in relation to other people at the site and other people likely to be affected (e.g. the public).
- 1.9 Further details of an example structure, and its application to a restoration project are given in Section 11.
- 1.10 Discussion of common materials and procedures is given in Appendix 3 and some examples of COSHH assessments are given in Appendix 4. In both these cases they are given as examples only. They should not be applied directly to a restoration scheme without full consideration of all the relevant aspects of that particular project.
- 1.11 Additional information is given in the section "Further Reading" and a great many guidance notes on materials and processes are listed in the Appendix One. It is recommended that any documents appropriate to your societies work are obtained and read.

2. WHAT IS MEANT BY "SUBSTANCES HAZARDOUS TO HEALTH"?

- 2.1 Under COSHH the term "a substance hazardous to health" has a specific meaning. It covers:
- Substances or mixtures of substances classified as dangerous to health under the current CHIP regulations. Many dangerous substances, though not all, are listed in "The Approved Supply List – Information approved for the classification and labelling of substances and preparations dangerous for supply". (These are part of the CHIP regulations);
 - Substances with occupational exposure limits – listed in HSE's publication EH40 "Occupational Exposure Limits";
 - Biological agents (bacteria and other micro organisms), if directly connected with the work or if exposure is incidental, such as farming or healthcare;
 - Any kind of dust in a specified concentration;
 - Any other substance which has comparable hazards to people health, but which for some technical reasons may not be specifically covered by CHIP e.g. some pesticides, cosmetics or substances produced in chemical processes.
- 2.2 The CHIP regulations mentioned above are the Chemical (Hazard Information and Packaging for Supply) Regulations 1994. The main objective of these regulations is to ensure that users of dangerous chemicals are supplied with enough information to protect people and the environment from the ill effects of those chemicals. They are particularly concerned with classification (identification of the hazard), packaging and labelling including requirements for safety data sheets, which provide information about the hazards of the substances and preparations concerned.
- 2.3 The most common considerations for waterway restoration are: cement, fuel and oils, agricultural chemicals, paint and particulates/gases of various forms. However the very nature of waterway restoration is so varied that there are a lot of other more specific ones that need to be considered.

3. ASSESSMENTS

- 3.1 One of the key requirements under COSHH is the assessment. No work may commence or continue which is liable to expose an employee to a substance hazardous to health unless a suitable and sufficient assessment of the risk to health has been carried out. Employers are legally responsible for the assessment and should ensure that the person carrying it out is competent to do so. They should have sufficient knowledge, skill and experience to be able to perform the work effectively.
- 3.2 A suitable and sufficient assessment should include:
- Looking to see which hazardous substances are present
 - Thinking about the risks they represent to peoples health
 - Where there are significant risks, determining how much and how often the substance is used and how hazardous is it
 - Deciding the action needed to prevent exposure or reduce it so far as is reasonably practicable
 - Determining what information, instruction and training is required
- 3.3 The COSHH assessment form given in Appendix 2 has been found to be suitable for many restoration schemes. It comprises of two sides – the Hazard Identification side and the Risk Assessment side. The Hazard Identification side should be completed from the suppliers' data for each of the substances to be assessed. This is usually obtained from the Materials Safety Data Sheet (MSDS) that manufacturers should supply with their products.
- 3.4 Once the first side is completed, the actual use of the substance should be observed and the Risk Assessment side of the form should be completed.
- 3.5 Forms completed by the Author and used by WRG are included in Appendix 4, and they show the type of information required. The example assessments included with this Chapter are NOT an assessment of the work carried out on your sites: the conditions and circumstances of use of each substance MUST be practically investigated by the person(s) making the assessment. However, the Hazard Identification side of the form may be used unchanged by site leaders/managers for the preparation of their own assessments. Additionally if the method of use observed is identical to, or closely corresponds with that set out on the example form, similar conclusions may be drawn concerning the risk to health and any further action required.
- 3.6 The risk assessment should be reviewed regularly but definitely;
- At not more than five yearly intervals;
 - Where there is evidence to think that it may no longer be valid, for example from the results of health surveillance, or a confirmed case of work related disease or
 - Where there has been a significant change in the work such as in the volume or rate of production.

4. SITE ASSESSMENT RECORDS

- 4.1 It is important that Site Managers, Site Leaders and other personnel on site have a record of assessments carried out for specific materials and processes. Other people will also require evidence that COSHH assessments have been carried out and that suitable control measures have been specified. These may well include members of your Trust or Societies "management", Health and Safety Executive officers and local authority officers. Once an assessment has been carried out and the main conclusions and control measures are recorded onto a single form, forms should be kept up to date and be available on each site.
- 4.2 Once the Site Assessment Forms are complete for each site they should be referred to by the Site Leader/Manager or other responsible personnel. If there is any doubt concerning the use of a particular substance or the appropriate control measures to apply, the Site Assessment Form should be consulted. If the proposed method of use or quantity of substance to be used is very different from that stated on the Assessment Form the Site Leader/Manager should reassess the situation and produce an additional assessment to cover the new circumstances.
- 4.3 Assistance in carrying out assessments may be obtained from the Author (contact via IWA/WRG Head Office).

5. CONTROL MEASURES

- 5.1 Employers must ensure that the exposure of employees to hazardous substances (e.g. inhalation, ingestion, absorption through the skin or contact with the skin) is either prevented or adequately controlled. If prevention is not reasonably practicable exposure should be adequately controlled by one or more of the measures outlined in the regulations. Only as a last resort should personal protective equipment (PPE) be provided.
- 5.2 Prevention of exposure
- Elimination of the substance
 - Substitution by a less hazardous substance
 - Changing the method of work
- 5.3 Control of exposure
- Process control to reduce emission levels
 - Totally enclosing the process
 - Local exhaust ventilation (LEV)
 - Personal Protective Equipment
- 5.4 For most sites in waterways restoration the work is outdoors and forced ventilation is not usually necessary. However in workshops, buildings or similarly confined spaces such steps may be required.

6. MAINTENANCE, EXAMINATION AND TEST OF CONTROL MEASURES

- 6.1 Employers must ensure that control measures provided are kept in efficient working order, in good repair and in the case of PPE in a clean condition. Engineering control measures should receive a visual check at least once every week. Engineering controls and respiratory protective equipment have to be examined and, where appropriate, tested at suitable intervals. All local exhaust ventilation (LEV) plant should be thoroughly examined and tested by a competent person at least every fourteen months, and in some cases more frequently. Respiratory protective equipment (RPE) (other than disposable RPE) must be examined and, where appropriate, tested at suitable intervals. Any defects should be corrected. A record of all examinations, tests and corrective action must be kept.

7. EATING, DRINKING, SMOKING AND WASHING

- 7.1 In order to reduce the risk of ingestion of substances hazardous to health, persons should not eat, chew, drink or smoke in places which are contaminated by substances hazardous to health. Wherever it is necessary to prohibit eating or drinking, suitable facilities should be set aside for those activities in an uncontaminated area.
- 7.2 Adequate washing facilities should be provided in order to enable persons exposed to meet a standard of personal hygiene consistent with adequate control of exposure and the need to avoid the spread of substances hazardous to health. The washing facilities should be conveniently accessible but situated so that they do not themselves become contaminated.

8. OCCUPATIONAL EXPOSURE LIMITS

- 8.1 Under COSHH, there are two different types of Occupational exposure limit (OEL) for hazardous substances: maximum exposure limits (MEL) and occupational exposure standards (OES).
- 8.2 A MEL is set for substances which may cause serious health effects such as cancer or occupational asthma, and for which either "safe" levels of exposure are not known or control to those levels is not reasonably practicable. The MEL is the maximum concentration of an airborne substance, averaged over a reference period to which employees may be exposed by inhalation under any circumstances.
- 8.3 An OES is set for less hazardous substances at a level that, based on current research, will not normally damage the health of workers exposed to it by inhalation day after day. OES apply only to people at work and to conditions where the atmospheric pressure is normal i.e. between 900 and 1100 millibars.
- 8.4 Both types of limit are approved by the Health and Safety Commission and refer to concentrations of hazardous substances in the air that people breathe, averaged over a specified period of time referred to as time weighted averaged (TWA). Two time periods are used longer term (8 hours) and short term (15 mins).

- 8.5 HSEs annually reviewed publication EH40 "Occupational Exposure Limits" includes the list of substances assigned MELS and OES, approved methods for averaging over the specified reference periods, an explanation of the terms "respirable" and "total inhalable", and related material.

Substances assigned a maximum exposure limit MEL

- 8.6 Under regulation 7(6), controls of exposure by inhalation to a substance assigned a MEL will only be regarded as adequate if the exposure is reduced so far as is reasonably practicable and, in any case, below the MEL.
- 8.7 To comply with this requirement for substances with an 8 hour long term reference period, employers will normally have to carry out a programme of air monitoring in accordance with Regulation 10, unless the risk assessment made under Regulation 6 shows that the level of exposure is most unlikely to ever exceed the MEL. This will help show, if it is the case, the MEL is not exceeded, i.e. an occasional result above the MEL is not really significant and does not necessarily mean that the employer has failed to maintain adequate control.
- 8.8 Some substances for which MELs have been approved have been assigned short term MELs (e.g. 15 min reference period). These substances can cause acute health effects and the purpose of the short term limit is to prevent the adverse health effects occurring from brief exposures to the substance. For this reason, **short term limits should never be exceeded.**
- 8.9 The extent to which employers can reduce exposure below the MEL will depend on the type of risk presented by the substance, weighed against the cost and the effort involved in taking measures to reduce the risk. Regulation 7(6), together with Regulation 16, imposes a duty on employers to take all reasonable precautions and to exercise all due diligence to achieve adequate control for substances assigned MELs.

Substances assigned an Occupational Exposure Standard (OES)

- 8.10 For a substance which has been assigned an OES, exposure should be reduced to the level set by the standard. However, if exposure exceeds the OES, then control will still be considered adequate, provided that the employer:
- has identified why the OES has been exceeded; and
 - is taking appropriate steps to comply with the OES as soon as reasonably practicable.
- 8.11 In these circumstances, the employer's objective must be to reduce exposure to the OES, but achieving this may take some time. In deciding how urgently to take the necessary remedial action, the employer needs to consider the extent and cost of the measures in relation to the level and possible consequences of the "over" exposure.

9. PERSONAL PROTECTIVE EQUIPMENT (PPE)

- 9.1 When considering PPE it is not just enough to have the correct item available for the volunteers. It must be in serviceable condition and be correctly rated for the job. Respirators have different grades depending on whether they are to be used as protection against non toxic particulates or against organic vapours for

example. Similarly gloves offer differing levels of protection, and eye protection has many different grades depending, for example, on whether hot metals or caustic products are used.

- 9.2 Adequate, appropriate storage must be made available for volunteers PPE; clean, dry conditions without sunlight, etc.

10. INFORMATION, INSTRUCTION AND TRAINING

- 10.1 Employers must ensure that any employee required to work with substances hazardous to health has the necessary information, instruction and training to carry out the work in safety. In particular employees must be informed about the risk to health created by the work and precautions which must be taken. When monitoring is carried out employees or their representatives must be informed if a maximum exposure limit has been exceeded.

11. AN EXAMPLE STRUCTURE FOR A RESTORATION SCHEME

- 11.1 As many restoration sites operate on a multi-volunteer-group basis, it is important that the respective duties and responsibilities for health and safety action are defined. For example it may well be that a local scheme has no experience of cement products and so asks a WRG group to visit and do the "one off" concrete pour they require. The Construction Industry Advisory Committee on Health and Safety (CONIAC) guidance on managing health and safety explains the principles involved. In addition the COSHH Accepted Code Of Practice (Regulation 3) gives further details on the duties that apply to each party.

- 11.2 Although it is not the only way to implement a COSHH management the Author recommends implementation of COSHH should be integrated with the overall management strategy as follows:

11.2.1 The Main Resident Group should:

- (a) Carry out assessments of hazardous materials and introduce controls to remove potential hazards for his own workers and others
- (b) Ensure that arrangements are in order for implementing their suggested controls in terms of equipment, training and supervision
- (c) Ensure that their site Leaders are adequately trained regarding the implementation of COSHH and ensure that employees are trained with regard to the control measures required
- (d) Co-ordinate the management of COSHH
- (e) Ensure that visiting groups have carried out their own assessments (if necessary) and that their arrangements to implement their suggested controls are adequate in terms of equipment, training and supervision
- (f) Retain the register of their assessments at each site and have sight of any additional visiting groups assessment records before they start work

- (g) Ensure that the appropriate control measures are implemented and maintained as the work proceeds with inspections of equipment being completed where appropriate
- (h) Ensure that adequate supervision is provided to implement the suggested controls
- (i) Ensure that no work is continued involving a substance hazardous to health unless an assessment has been carried out and that adequate controls are implemented. Those completing the assessment must be trained to identify substances hazardous to health, assess the risk to health arising from work practice: and select adequate control measures
- (j) Arrange for health surveillance checks when appropriate

11.2.2 The Site Leader/Manager should:

- (a) Be familiar with his own group's COSHH documentation and know how to use it
- (b) Ensure that employees and volunteers under his control follow the guidance given in the assessment summary sheets
- (c) Identify new products or products being used in different ways requiring assessment and ensure the summary sheet is completed before the product is used
- (d) Ensure that other groups have COSHH Assessment reports for products they bring on site and that the other site workers' health is not endangered by these products.

11.2.3 Visiting Groups should:

- (a) Prepare an assessment of hazardous materials and introduce controls to remove hazards for his own volunteers and others on the site. These assessments must be kept up to date.
- (b) Submit records of their assessment to the main resident group
- (c) Co-operate with the main group in the co-ordination of COSHH control measures
- (d) Implement their suggested controls and participate in the controls being implemented by the main group
- (e) Train their volunteers in the control measures to be taken and provide adequate supervision as necessary
- (f) Ensure the necessary equipment to implement these controls is available and ensure it is properly maintained
- (g) Arrange for health surveillance checks where appropriate.

11.2.4 Volunteers (and Employees) should:

- (a) Make proper use of the control measures provided
- (b) Report any defects in the equipment provided
- (c) Assist their management in implementing their duties under COSHH
- (d) Attend as directed by their leader for health surveillance checks.

12. MATERIALS INVENTORY

- 12.1 A full inventory of all materials in use should be maintained. The inventory should include details of the use of the material and the rate of consumption. The suppliers hazard data sheet or other information about each material should be filed to allow retrieval for future reference. An assessment of the risks to health arising from the use of materials identified as substances hazardous to health must be carried out. The use of materials that have been identified as hazardous to health must be assessed to determine the risk to health. If there is no risk to health or the risk is trivial, the risk assessment is complete and nothing more is required at this stage. But if there are significant risks then steps should be taken to protect employees (and others) health. Every new material introduced, along with the supporting hazard data sheets, should be included in the materials inventory.
- 12.2 New materials must not be used unless the risk to health has been assessed. It is recommended that the named leader or member of management responsible for ensuring that the group complies with the COSHH Regulations should put in writing the company policy and procedures for selecting new materials and assessing to be used and ensure that the company materials inventory is kept up to date.

13. FURTHER READING

- 13.1 HSE publish the General COSHH Accepted Code of Practice which gives details of the regulations and how they affect all parties and how they should be implemented.
- 13.2 HSE also produced a "brief guide to COSHH regulations" (INDG136 (rev1))
- 13.3 ARCO produce a Personal Protection Catalogue that has a very wide range of products for a variety of tasks and gives good advice on PPE:

Arco Limited
PO Box 21
Waverly Street
Hull
HU1 2SJ

- 13.4 There are a great many web pages that offer advice on COSHH (usually in an attempt to get you to buy safety management software). However some pages worth accessing are:

www.open.gov.uk/hse/pubns/coshh1

www.open.gov.uk/hse/pubns/coshh2

www.signcentre.co.uk/coshh

www.physchem.ox.ac.uk/msds

APPENDIX 1 – LIST OF TEXTS AND PUBLICATIONS REFERENCE IN THIS CHAPTER

Note that texts are listed under the section of the Chapter in which they are primarily referenced but may also be referred to in other sections. It is recommended that these texts are obtained as they will assist greatly with Health and Safety planning.

Section 1 – Site Aspects

Code	Title	Available from
	HSE Construction Summary Sheets	
SS2(rev)	Safe Use of Ladders	HSE
SS3 (rev)	General Access Scaffolds	HSE
SS6	Portable Electric Tools and Equipment	HSE
SS8 (rev)	Safety in Excavations	HSE
SS11(rev)	Safe Use of Propane and other LPG cylinders	HSE
SS12	Flame Cutting and Welding with Compressed Gases	HSE
SS16	The Control of Substances Hazardous to Health	HSE
SS17	Construction Site Health and Safety Checklist	HSE
SS26	Cement	HSE
SS28-35	Your Body at Risk: Are you Properly Protected?	HSE
SS50	Personal Protective Equipment: Safety Helmets	HSE
na	Noise in Construction	HSE
na	Construction (Working Places) Regulations 1966	HMSO
na	Carriage of Dangerous Substances in Packages Regulation	HMSO
na	Health and Safety at Work Act	HMSO

Section 2 - Personal Safety and Insurance

Code	Title	Available from
green book	Volunteers' Health and Safety Guide	WRG
B1510	Accident Record Book	HSE
IND(G) 84L	Leptospirosis - are you at risk?	HSE
SS18	Provision of Welfare at Fixed Construction Sites	HSE
SS46	Provision of Welfare at Transient Construction Sites	HSE
SS51	Construction Fire Safety	HSE
na	Insurance Guidelines	IWA

Section 3 - Construction Design and Management Regulations

Code	Title	Available from
na	Construction, Design and Management Regulations 1994	HMSO
F10	Notification of project to HSE	HSE
C400	CDM Regulations - How the Regulations affect you!	HSE
SS17	Construction Site Health and Safety Checklist	HSE
SS40	The Role of the Planning Supervisor	HSE
SS44	The Health and Safety File	HSE
	Guide to the Provision and Use of Work Equipment Regulations 1998	HSE
	Guide to the Lifting Operations and Lifting Equipment Regulations 1998	HSE
F91/CE	Lifting Appliances Record	HMSO
F91/A	Scaffolding Record	HMSO
F91/J	Lifting Gear Record	HMSO
F2202	Welfare Arrangements Record	HMSO
na	Volunteers Working Safely	BW

Section 4 - Control of Substances Hazardous to Health

Code	Title	Available from
na	Control of Substances Hazardous to Health 1988 & 1994	HMSO
na	Health and Safety at Work Act, 1974, 1992	HMSO
na	Factories Act 1961 Revised	HMSO
na	Health and Safety Information, Employees Regulations 1989	HMSO
na	Highly Flammable Liquids and Liquefied Petroleum Gases Regulations 1972	HMSO
na	Approved Code of Practice Control of Substances Hazardous to Health 1994 (ACOPS)	HMSO
	Health and Safety Executive Guidance Notes	
	Environmental Hygiene Series:	
EH17	Petroleum based adhesives in Building Operations	HSE
EH8	Arsenic: toxic hazards and precautions	HSE
EH9	Spraying of highly flammable liquids	HSE
EH16	Isocyanates: toxic hazards and precautions	HSE
EH22	Ventilation of Buildings	HSE
EH26	Occupational Skin Diseases: Health and Safety Precautions	HSE
EH40	Occupational Exposure Limits (Revised Annually)	HSE
EH42	Monitoring Strategies for Toxic Substances	HSE
EH43	Carbon Monoxide	HSE
EH44	Dust in the Workplace: general principles of protection	HSE
EH46	Exposure to Mineral Wools	HSE
	General Series:	
GS5	Entry into Confined Spaces	HSE
GS29/4/	Health and Safety in Demolition Work. Part 4	HSE

GS46	In Situ Timber Treatment using Timber Preservatives; health and environmental precautions	
	Medical Series:	
MS8	Isocyanates; medical surveillance	HSE
MS15	Welding	HSE
	Hazard Information Sheets	
No. 1	Cements 1985	HSE
No. 5	Solvents 1988	HSE
No. 7	Skin Hazards 1988	HSE
No. 8	Pesticides 1989	HSE
	Construction Summary Sheets	
SS15	Confined Spaces 1988	HSE
SS24	Chemical Cleaners	HSE
SS26	Cement	HSE
SS27	Solvents	HSE
SS36	Silica	HSE
	Respiratory Protective Equipment	
BS4275	Recommendations for the selection, use and maintenance of Respiratory Protective Equipment 1974	HSE
	Respiratory Protective Equipment (RPE): Legislative Requirements and lists of HSE approved standards and type approved equipment 1989	HSE
	Health Safety Leaflets	
	Introducing COSHH. A brief guide for all employers to the new requirements for controlling hazardous substances in the workplace	
	Introducing Assessment: a simplified guide for employers	
	Managing Health and Safety in Construction	
	Part 1: Principals and Applications to main contractor/visiting group projects. HMSO 1988	
	Part 2: Management Contracting HMSO 1988	
	Hazard and Risks Explained	
	Control of Hardwood Dusts 1987	
	Health Hazards to Painters 1989	
	Miscellaneous Documents	
	A Guide to Safe Use of Chemicals in Construction	CIRIA
	Construction Safety Manual : Section 25	BEC/BAS
	Development of Contaminated Land; Dept. Of Environment Circular 21/87	DoETR
	COSHH In Construction : A BEC Guide	BEC
L101	Safe Work in Confined Spaces	HSE

Addresses for these texts

Health and Safety Executive

HSE Books
PO Box 1999
Sudbury
Suffolk
CO10 6FS

HMSO

Any Local HMSO bookshop

Ciria

6 Storeys Gate
Westminster
London,
SW1P 3AU
0171 222 8891
www.ciria.org.uk








BEC Publications

Federation House
2309 Coventry Road
Sheldon
Birmingham
B26 3PL
0121 742 0824

Inland Waterways Association

Waterway Recovery Group Ltd
PO Box 114
Rickmansworth
WD3 1LT
01923 711114

APPENDIX 2 – COSHH HAZARD IDENTIFICATIONS

SUBSTANCE/TRADE NAME:			
Supplier:			
Internal Reference Code:			
TOXIC INGREDIENTS:	MEL	OES	OTHER HAZARDS
DESCRIPTION OF SUBSTANCE:			
HAZARDS:			
WARNINGS:			
 HARMFUL	 IRRITANT	 TOXIC	 EXPLOSIVE
 CORROSIVE	 OXIDISING	 HIGHLY FLAMMABLE	
<input type="checkbox"/>	<input type="checkbox"/>	<input type="checkbox"/>	<input type="checkbox"/>
<input type="checkbox"/>	<input type="checkbox"/>	<input type="checkbox"/>	<input type="checkbox"/>
FIRST AID:			
STORAGE PROCEDURES:			

SPECIMEN

COSHH RISK ASSESSMENT

SUBSTANCE	REF. CODE
DESCRIPTION OF USE: Department/Site Task	
QUANTITIES USED:	
ASSESSMENT OF RISK: Air Monitoring Results	
FURTHER ACTION REQUIRED: Recommended Control Measures Spillage Procedures	

SPECIMEN

The risk assessment applies only to this product and to the uses described above. If other products are used or the use of this product changes, a new assessment must be made.

ASSESSMENT: DATE:

APPENDIX 3

Discussion and guidance on various common materials and procedures.

Concrete and Cement

Concrete used on sites for foundations and other surface structures is often delivered wet and ready mixed and presents no inhalation risk. When levelling and placing by hand skin contact may occur. Where there is prolonged contact between wet concrete and skin there is a risk of cement burns.

The risk to health from cement burns is significant. Contact between wet cement and unprotected skin must be avoided. When this is impractical skin must be protected by the wearing of gloves. Skin which has become covered with wet cement should be washed immediately to prevent burning.

Epoxy Mortars

Epoxy mortars, accelerators and plasticisers are used in concrete and bricklaying activities to aid their pouring and working. These additives may contain Epoxypropoxyl, Butane, Trimethyl Hexamethylenediamines and should be handled where there is adequate ventilation.

Since there is a significant risk to skin and eye irritation when handling these products contact between unprotected skin should be avoided. Where this is not practical gloves and goggles should be worn during the preparation and application.

Stone and Hardcore Filling

Stone and hardcore are used for foundations and hardstandings, etc. They are tipped in the desired location and levelled by hand. During tipping and levelling a dust cloud may be formed which will persist for several minutes before being dispersed by the wind. The dust produced may be present in substantial quantities for short periods. This dust may be specifically covered by COSHH regulations depending on its composition (e.g. if it contained silica). Equally it may be covered just by virtue of its concentration. COSHH applies to any dust when present at a concentration in air equal or greater than $10\text{mg}/\text{m}^3$, as a time weighted average over an 8 hour period of total inhalable dust, or $4\text{mg}/\text{m}^3$ as a time weighted average over an 8 hour period of respirable dust.

However unless work is very intensive the dust from these operations is unlikely to be considered a substance hazardous to health and so COSHH regulations will not cover this situation. Never the less the personnel involved should stand upwind of the dust and, during dry weather, spraying the stone prior to tipping will reduce the dust to a minimum and should be considered best practice.

Cutting Concrete Pipes

Concrete pipes, slabs and other products are generally cut outdoors using a disc cutter. This activity may last from 30 mins to a number of days. The dust produced during the cutting of concrete products may contain small quantities of crystalline silica. Repeated full shift exposures to respirable crystalline silica is known to cause silicosis. However an exposure to such dust for 30 minutes once per week does not constitute a significant risk to health. Should the exposure to dust take place indoors or increase to occupy the majority of the working day then this exposure should be reassessed. If there is a daily exposure of two or three hours over several weeks the risk to health will increase. In these circumstances the worker should be provided with approved respiratory protection such as 3M 8800 disposable dust masks when cutting concrete products.

Washed Sand

The sand used on most sites is a type which contains a large particle size which does not readily become airborne and therefore presents no inhalation risk. The manual handling of washed sand does not generally generate sufficient airborne dust to constitute a hazard to health. However during very dry weather high winds may entrain sand particles which may cause eye irritation (particularly for dumper drivers moving sand).

Where specialist applications require the use of sands with fine grain sizes, high silica content or coloured varieties separate assessments of the risk to health should be made.

Mastic Sealants

Mastic is used occasionally on most sites for sealing around woodwork and other sealant applications. The mastic used may contain Toluene, Xylene, Methyl Ethyl, Ketone, Ethyl Benzene or other similar solvents which slowly evaporate into the atmosphere as the mastic cures.

Mastics can present a significant risk to health by skin contact and inhalation. The solvent vapour is released in small quantities. When used out of doors or a well ventilated room the risk to health by inhalation is not significant. However when used in confined spaces the solvent vapour concentration may rise to a level which represents a significant risk to health. The early symptoms of solvent inhalation are headaches, then slight nausea followed by dizziness and disorientation. Mastics must only be used in well ventilated areas.

Repeated and prolonged skin contact may cause irritation and so should be avoided by wearing gloves. Workers should be informed of the hazards associated with the use of mastics and the risk to health arising from the use specified on the site. Workers must be trained to use the product as directed by the manufacturer and take the precautions as stipulated.

Adhesives

There are a wide variety of adhesives available containing a wide range of solvents, bitumen and rubbers. The solvents commonly encountered include Toluene, Xylene, Methyl Ethyl Ketone, Ethyl Benzene. These adhesives are used for fixing clay and ceramic tiles, wood blocks, insulation board, fascia board, laminates, etc and are applied by brush, trowel or roller.

Solvent based adhesive can present a significant risk to health by skin contact and inhalation. The solvent vapour is released in small quantities. When used outdoors or in a well-ventilated room the risk to health by inhalation is not significant. However when used in confined spaces the solvent vapour concentration may rise to a level which represents a significant risk to health. The early symptoms of solvent inhalation are headaches, then slight nausea followed by dizziness and disorientation. Adhesives must only be used in well ventilated areas. Solvent based adhesives must only be used in well ventilated areas.

Repeated and prolonged skin contact may cause irritation and so should be avoided by wearing gloves. Workers should be informed of the hazards associated with the use of adhesives and the risk to health arising from the use specified on the site. Workers must be trained to use the product as directed by the manufacturer and take the precautions as stipulated.

Softwoods

The cutting of softwood timber on a site is usually by handsaw, chainsaw or circular saw. These activities may last from 30 minutes per day to a number of days.

The OES for airborne softwood dusts (HSE Guidance note EH40/2000) is 5mg/m³ averaged over an 8 hour shift. The exposure of workers spending a shift handsawing softwood timber in the open air is likely to be much less than this exposure limit. The risk is therefore not significant.

Hardwoods

The cutting of hardwood timber on a site is usually by handsaw, chainsaw or circular saw. These activities may last from 30 minutes per day to a number of days.

Hardwood dust have been assigned an MEL as long-term exposure to high concentrations to hardwood dust is known to produce nasal cancer. The MEL is 5mg/m³ averaged over an 8 hour shift. Under the COSHH regulations this is a limit which should not be exceeded and in addition exposure should be reduced to as low a level as reasonably practicable.

However, so long as the hardwood dusts are worked only occasionally in the open air and with hand tools the dust concentrations will be well below the MEL and will not represent a significant risk to health.

Should the use of hardwoods increase, especially if mechanical machining is involved the exposure of the personnel should be assessed. This assessment should include the measurement of personal exposure to the dusts, carried out by a competent person.

Treated Wood

The active ingredients in woods treated with fungicides and pesticides include Lindane, Pentachlorophenol (PCP), Tributyl Tin Oxide (TBTO), and Copper, Chromates and Arsenates (CCA). Whilst these are toxic chemicals the quantities absorbed into the wood are small.

The dust inhalation risk from hand cutting of the wood is not significant, because of the relatively short exposure times and the lack of airborne dust. However mechanical cutting of the wood could present an even higher risk than cutting soft or hard wood because of the presence of copper arsenates and chromates which all have OES of 0.1-2mg/m³. Handling of treated woods should be accompanied by high standards of hygiene. Hands should be washed regularly, particularly before smoking or handling food.

The burning of such wood releases very high concentrations of arsenic in the smoke. Burning on site should therefore be prohibited.

Treating wood with these substances will involve a significant risk to health and a separate assessment must be carried out.

Machine-made Mineral Fibres (MMMMF)

Categories of MMMF are mineral wools, such as glass and stone wools, ceramic fibres (also known as refractory ceramic fibres), special purpose fibres and continuous filament fibres. All have the potential to irritate the skin and eyes, and excessively dusty conditions may irritate the upper respiratory tract. The irritation of the skin and eyes is mainly caused by coarse fibres. While most peoples skin becomes resistant after a period of adaptation, some need to take precautions to protect their skin and a small number may have to move to other work.

It is essential therefore that all work of this nature is undertaken in accordance with the recommendations contained in the HSE guidance notes EH46 "Exposure to Mineral Wools". This recommends the wearing of overalls loose at the neck and cuffs to reduce skin abrasion, and the wearing of approved respirators (e.g. 3M 8800) eye protection and gloves. Where there is the possibility of bodily contamination, showering and changing facilities should be provided.

The exposure limit for fibre glass particles is a MEL of 5mg/m³ (8 hour TWA) and 2 fibres per ml (8 hour TWA) for superfine particles when measured or calculated by a method approved by the Health and Safety Commission.

Historically there has been concerned that long term inhalation exposure to respirable fibres of glass wool and rock wool might cause lung damage and increase the risk of workers developing lung cancer. Initial studies appeared to show a link between use of these products and lung cancer. However the data was inconsistent and included confounding factors. Recent well conducted research has provided reassurance that there is no provable link.

These substances are subject to CHIP regulations and so guidance can be found at the point of work. Where there is evidence from specified tests that there is no carcinogenic effects then the wools will be classified as "irritant". Where there is no such evidence then the wools will additionally be classified as "category 3 carcinogens" (i.e. substances which cause concern for man owing to their possible carcinogenic effect but in respect of which there is insufficient animal studies to place the substance in a higher classification category).

Ceramic Fibres have been classified as "category 2 carcinogens" because inhalation studies have shown that they can cause cancer in rats and hamsters.

Water Based Paints

These paints have widespread uses for interior decorating and are used continuously for several hours at a time. These paints are water based with other constituents being mainly of low volatility. The paint is applied by brush or roller and these are washed out in buckets of water. Despite the large quantities of paint which is applied there is little contamination of the skin or clothes. The workers wash their hands frequently as a consequence of cleaning brushes and rollers. The risk from the use of emulsion paints is not significant but a good standard of ventilation is recommended because of the odour level.

Solvent Based Paints and Thinners

(Brush and Roller Application)

These paints and varnishes contain solvents which include white spirit, 111 trichloroethane, Methyl Ethyl Ketone or other solvent bases. Painters often spend a full day on gloss painting.

The risk to the health of painters from the inhalation of solvents as the paint dries may be significant. As the paint dries the solvents evaporate into the atmosphere. If the painting is out of doors or in a well ventilated room the solvent vapour concentration will not exceed the OES and the risk to health is not significant. However, in restricted or confined spaces the solvent vapour concentration can rise rapidly and solvent intoxication can occur. The early symptoms of solvent inhalation are headaches, then slight nausea followed by dizziness and disorientation. Unless the exposed person is removed from this atmosphere collapse and asphyxiation may result.

This work must only be used in well ventilated (either natural or forced) areas. Under normal circumstances the need to keep windows and doors open to paint edges will provide sufficient ventilation. On other occasions the unpleasant symptoms of solvent exposure lead the painters to seek fresh air. It is recommended however that there is a clear policy that these paints are only used in well ventilated areas. In addition the painters should be provided with sufficient information and training to appreciate the nature of the risk.

Paint Storage

The correct storage procedures for paints and thinners should be adhered to. Liquids with flash points below 32 degrees are defined to be highly flammable and their use storage and disposal is subject to the provisions of the Highly Flammable Liquids and Liquefied Petroleum Gases Regulations. The purchase storage and use of highly flammable liquids should be carefully monitored and the following recommendations adhered to: When there is no highly flammable liquids stored or in use the following recommendations should be considered good practice. Where highly flammable liquids are stored or used the following recommendations are mandatory under the Highly flammable liquids and Liquefied Petroleum Gas Regulations.

Solvents, paints and thinners should be stored in a safe position in a separate well ventilated paint store or in the open air. Where the quantity of material stored is less than 50 litres it may be stored in a metal fire resisting cabinet in the painting area. The cabinet door should be closed except where necessary to gain access. There must be arrangements to contain any leakage, or spillage of paint or thinners from the cabinet. All containers of thinners, except those holding less than 5000ml and all stores and cabinets containing thinners should be marked flammable liquid or highly flammable liquid as appropriate.

Smoking should be prohibited in all areas where thinners are used or stored. All rags or paper waste contaminated with paint or thinners should be placed in closed metal bins. Bins containing other waste materials should be located away from any thinners stores and be emptied regularly. The accumulation of waste materials inside the painting area should be kept to a minimum.

Vehicle and Plant Maintenance

Exhaust Gases

The exhaust fumes from petrol driven engines and generators contain mainly carbon monoxide and carbon dioxide. The exhaust fumes from diesel engines contain mainly carbon dioxide and complex hydrocarbons. Care needs to be taken to reduce exposure to these gases and fumes.

The exposure of personnel to exhaust gases should be limited by maintaining the policy of reducing the duration of engine running in garages and plant workshops and ensure there is adequate ventilation. The risk to the health of mechanics from these sources will not be significant provided adequate ventilation is maintained.

Aerosol Lubricants and Penetrant Oils

Several lubricant, penetrant oils, water dispersants and adhesives are used. These substances are known to give rise to dermatitis problems after prolonged exposure. These preparations also contain substances known as hazardous to health by inhalation such as light mineral oils, toluene in impact adhesives and 111 trichloroethane in aerosol release agents.

Provided the quantities of aerosol lubricants and penetrating fluids and adhesives used daily is low and the general ventilation is adequate the risk to health from inhalation is not significant. However aerosol lubricants, penetrants and similar should not be used in confined spaces or pressurised tunnels. Similarly impact adhesives or other preparations should not be used in tunnels or other confined spaces unless there is adequate ventilation.








APPENDIX 4

These example assessments are NOT an assessment of the work carried out on your sites: the conditions and circumstances of use of each substance MUST be practically investigated by the person(s) making the assessment.

However, the Hazard Identification side of the form may be used unchanged by site leaders/managers for the preparation of their own assessments. Additionally if the method of use observed is identical to, or closely corresponds with that set out on the example form, similar conclusions may be drawn concerning the risk to health and any further action required.

It is important to check that the OELs used are correct at the time of assessment as these are often reviewed in the light of current research. A list of OELs can be found in EH40/2000 "Occupational Exposure Limits 2000" which is reviewed annually and published by HSE.

COSHH HAZARD IDENTIFICATIONS

SUBSTANCE/TRADE NAME: Evo Stock Impact Adhesive			
Supplier: EVODE Ltd, Common Road, Stafford			
Internal Reference Code: A5			
TOXIC INGREDIENTS:	MEL	OES	OTHER HAZARDS
Toluene n-Hexane		100ppm 100ppm	
DESCRIPTION OF SUBSTANCE: Viscous liquid, contact adhesive for laminates, rigis PVC wood chip board, hard board, cork, rubber, leather, metal dense firm fabrics			
HAZARDS: Prolonged exposure to concentrations above the Occupational Exposure Limits may cause headaches, nausea, dizziness, disorientation			
WARNINGS:			
			
HARMFUL	IRRITANT	TOXIC	EXPLOSIVE
			
			CORROSIVE
			
			OXIDISING
			
			HIGHLY FLAMMABLE
<input type="checkbox"/>	<input type="checkbox"/>	<input type="checkbox"/>	<input type="checkbox"/>
<input type="checkbox"/>	<input type="checkbox"/>	<input type="checkbox"/>	<input type="checkbox"/>
FIRST AID: Avoid inhaling vapour, if dizziness or disorientation is evident move subject to fresh air. Seek medical advice			
STORAGE PROCEDURES: Store in a cool dry area			








COSHH RISK ASSESSMENT

SUBSTANCE Evo Stock Impact Adhesive	REF. CODE A5
DESCRIPTION OF USE:	
Department/Site	Maintenance
Task	Spread thin layer on surface to be joined using spreader. Allow surfaces to become tacky. The substance is never used near naked flame.
QUANTITIES USED: 250ml can, one can last six months	
ASSESSMENT OF RISK:	
Air Monitoring Results	The risk to health is not significant because the quantity used is low and the product is always used in areas of good general ventilation.
FURTHER ACTION REQUIRED:	
	Reassess risk to health in twelve months or if quantity used increases greatly
Recommended Control Measures	
	Always use in areas of good ventilation
Spillage Procedures	
	Allow to harden and remove physically. Avoid inhaling the vapour

The risk assessment applies only to this product and to the uses described above. If other products are used or the use of this product changes, a new assessment must be made.

ASSESSMENT:Dave.Carnell..... DATE:03.1996.....

COSHH HAZARD IDENTIFICATIONS

SUBSTANCE/TRADE NAME: Aggregates			
Supplier: Quarry Products Ltd			
Internal Reference Code: A4			
HAZARDOUS INGREDIENTS:	MEL	OES	OTHER HAZARDS
Quartz (silica) TID total inhalable dust RD respirable dust * Under review		* 0.3mg/m ³ TID 0/1mg/m ³ RD	
DESCRIPTION OF SUBSTANCE: Crushed rock, sand and gravel aggregates, delivered in bulk and tipped from lorry. Dust is produced when tipping or moving large quantities of aggregates			
HAZARDS: If inhaled in excessive quantities or over a prolonged period, respirable dust containing quartz may cause silicosis. Advice on the quantity of quartz in the dust produced from individual aggregates is available from the supplying unit.			
WARNINGS:			
			
HARMFUL	IRRITANT	TOXIC	EXPLOSIVE
			
CORROSIVE	OXIDISING	HIGHLY FLAMMABLE	
<input type="checkbox"/>	<input type="checkbox"/>	<input type="checkbox"/>	<input type="checkbox"/>
FIRST AID: None			
STORAGE PROCEDURES: No special requirements			








COSHH RISK ASSESSMENT

SUBSTANCE Natural Aggregates	REF. CODE C4
DESCRIPTION OF USE:	
Department/Site	Ground Works
Task	Filling and levelling prior to laying surfaces of roads and drives. The aggregates are delivered to site in bulk and tipped close to the working area. Small quantities, for laying paths and patios, are shovelled into wheel barrows and tipped. Large quantities for drives and roads are moved using a bulldozer.
QUANTITIES USED: Bulk deliveries on a weekly basis	
ASSESSMENT OF RISK:	
Air Monitoring Results	Risk to health from inhalation of dust is not significant, provided during tipping and up win of any dust produced while working with aggregates.
FURTHER ACTION REQUIRED:	
Review assessment in one year	
Recommended Control Measures	
Dust masks should be worn if working in poorly ventilated areas. In very dry weather spray aggregates with water prior to tipping. Operatives should be informed of the hazard constituted by the dust and how to minimise exposure.	
Spillage Procedures	
Not applicable	

The risk assessment applies only to this product and to the uses described above. If other products are used or the use of this product changes, a new assessment must be made.

ASSESSMENT:Example..... DATE:03.1996.....

COSHH HAZARD IDENTIFICATIONS

SUBSTANCE/TRADE NAME: Washed sand			
Supplier: A R C			
Internal Reference Code: C 1 4			
HAZARDOUS INGREDIENTS:	MEL	OES	OTHER HAZARDS
Quartz (silica) Total Inhalable Dust Respirable Dust		0.3mg/m ³ 0.1mg/m ³	
DESCRIPTION OF SUBSTANCE:			
Sand used for mixing with cement and water to produce mortar			
HAZARDS:			
Prolonged exposure to silica at concentrations in excess of the MEL may over several years result in the development of silicosis. Wind blown sand particles may result in eye irritation.			
WARNINGS:			
			
			
HARMFUL	IRRITANT	TOXIC	EXPLOSIVE
			CORROSIVE
			OXIDISING
			HIGHLY FLAMMABLE
<input type="checkbox"/>	<input type="checkbox"/>	<input type="checkbox"/>	<input type="checkbox"/>
<input type="checkbox"/>	<input type="checkbox"/>	<input type="checkbox"/>	<input type="checkbox"/>
FIRST AID:			
Sand in eyes: Irrigate with running water for 10 mins			
STORAGE PROCEDURES:			
If stored out of doors keep damp in dry windy weather			








COSHH RISK ASSESSMENT

SUBSTANCE Washed sand	REF. CODE C 1 4
<p>DESCRIPTION OF USE: Department/Site Task</p> <p style="padding-left: 40px;">Washed sand is mixed with cement to make mortar. Dry sand is shovelled into a cement mixer four or five times per day. Exposure to sand is for approximately fifteen minutes on each occasion the cement mixer is used. Once water is added to the cement mixer no dry sand becomes air borne.</p>	
<p>QUANTITIES USED: One tonne per day</p>	
<p>ASSESSMENT OF RISK: Air Monitoring Results</p> <p style="padding-left: 40px;">The risk to health is not significant because exposure to silica is well below the levels which would lead to the development of silicosis</p>	
<p>FURTHER ACTION REQUIRED:</p> <p style="padding-left: 40px;">None</p> <p>Recommended Control Measures</p> <p style="padding-left: 40px;">Wear eye protection in handling sand in dry and very windy conditions</p> <p>Spillage Procedures</p> <p style="padding-left: 40px;">Shovel up. There are no special precautions required.</p>	

The risk assessment applies only to this product and to the uses described above. If other products are used or the use of this product changes, a new assessment must be made.

ASSESSMENT:Example..... DATE:03.1996.....

COSHH HAZARD IDENTIFICATIONS

SUBSTANCE/TRADE NAME: Unibond, PVA Adhesive and Sealer			
Supplier: Unibond Ltd, Tuscan Way, Camberley, Surrey, GU15 3DB			
Internal Reference Code: A4			
HAZARDOUS INGREDIENTS:	MEL	OES	OTHER HAZARDS
Poly Vinyl Acetate			
DESCRIPTION OF SUBSTANCE: Unibond is ready mixed adhesive suitable for most bonding jobs. It is a liquid which is normally applied by brush or spreader.			
HAZARDS: Prolonged skin contact may cause irritation.			
WARNINGS:			
 HARMFUL	 IRRITANT	 TOXIC	 EXPLOSIVE
			 CORROSIVE
			 OXIDISING
			 HIGHLY FLAMMABLE
<input type="checkbox"/>	<input type="checkbox"/>	<input type="checkbox"/>	<input type="checkbox"/>
<input type="checkbox"/>	<input type="checkbox"/>	<input type="checkbox"/>	<input type="checkbox"/>
FIRST AID:			
Splashes in eyes:		Flood eye with plenty of water for 10 mins	
Splashes on skin:		Wash thoroughly with soap and water	
Ingestion:		Drink copious amount of water. Do not induce vomiting	
Seek medical advice			
STORAGE PROCEDURES:			
Store in cool dry area			








COSHH RISK ASSESSMENT

SUBSTANCE Unibond PVA	REF. CODE A4
DESCRIPTION OF USE:	
Department/Site	Maintenance
Task	Repair of workshop floor. Poured into water to form emulsion, mixed with concrete.
QUANTITIES USED: 1 litre tin per year	
ASSESSMENT OF RISK:	
Air Monitoring Results	Not significant because of small quantity used and the method of use avoids skin contact.
FURTHER ACTION REQUIRED:	
	Reassess in twelve months
Recommended Control Measures	No additional control measure recommended
Spillage Procedures	Apply absorbent material and wipe up

The risk assessment applies only to this product and to the uses described above. If other products are used or the use of this product changes, a new assessment must be made.

ASSESSMENT:Example..... DATE:03.1996.....

COSHH HAZARD IDENTIFICATIONS

SUBSTANCE/TRADE NAME: Natural Aggregates						
Supplier: Tarmac Roadstone Ltd Tarmac Quarries						
Internal Reference Code: C3						
HAZARDOUS INGREDIENTS:	MEL	OES	OTHER HAZARDS			
Silica TID – Total Inhalable Dust RD – Respirable Dust * under review	0.3mg/m ³ TID 0.1mg/m ³	* RD				
DESCRIPTION OF SUBSTANCE: Naturally occurring rock, sand and gravel consisting of various minerals which may include quartz						
HAZARDS: Inhalation of quartz at concentrations in excess of the MEL over several years of continuous exposure may result in the development of silicosis. Wind blown grit may cause eye irritation.						
WARNINGS:						
						
HARMFUL	IRRITANT	TOXIC	EXPLOSIVE	CORROSIVE	OXIDISING	HIGHLY FLAMMABLE
<input type="checkbox"/>	<input type="checkbox"/>	<input type="checkbox"/>	<input type="checkbox"/>	<input type="checkbox"/>	<input type="checkbox"/>	<input type="checkbox"/>
FIRST AID: Grit in eye – bathe eye with optrex If eye irritation persists, seek medical advice						
STORAGE PROCEDURES: Keep fine particle products damped down in dry weather						








COSHH RISK ASSESSMENT

SUBSTANCE Natural Aggregates	REF. CODE C3
DESCRIPTION OF USE:	
Department/Site	Construction Sites
Task	Tipping and levelling stone and gravel by mechanical means
QUANTITIES USED: 1 – 20 ton loads intermittently	
ASSESSMENT OF RISK:	
Air Monitoring Results	
Exposure to dust generated by tipping and levelling natural aggregates for short durations of up to one hour, once or twice per week does not represent a significant risk to health. If exposure to dust which may contain quartz becomes continuous a new assessment, including monitoring must be carried out.	
FURTHER ACTION REQUIRED:	
Review assessment in one year	
Recommended Control Measures	
Workers should be trained to stand upwind of any dust generated	
Spillage Procedures	
There are no health risks associated with moving spillage with mechanical manual means.	

The risk assessment applies only to this product and to the uses described above. If other products are used or the use of this product changes, a new assessment must be made.

ASSESSMENT:Example..... DATE:03.1996.....

COSHH HAZARD IDENTIFICATIONS

SUBSTANCE/TRADE NAME: Portland Cement			
Supplier: Blue Circle Industries Plc			
Internal Reference Code: C7			
HAZARDOUS INGREDIENTS:	MEL	OES	OTHER HAZARDS
Calcium Silicate (total dust) Calcium Aluminate		10mg/m ³	
DESCRIPTION OF SUBSTANCE: Dry power delivered in 55kgs paper sacks, used to make mortar and concrete			
HAZARDS: Wet mortar releases strong alkalis which can cause severe skin burns and damage to the eyes. Prolonged contact with skin can cause dermatitis.			
WARNINGS:			
			
HARMFUL	IRRITANT	TOXIC	EXPLOSIVE
			
			CORROSIVE
			
			OXIDISING
			
			HIGHLY FLAMMABLE
<input type="checkbox"/>	<input type="checkbox"/>	<input type="checkbox"/>	<input type="checkbox"/>
<input type="checkbox"/>	<input type="checkbox"/>	<input type="checkbox"/>	<input type="checkbox"/>
FIRST AID: Wash off any splashes on the skin immediately and apply a moisturising cream. Splashes in eyes should be treated with copious amount of water, irrigate for at least 10 mins. Seek medical advice.			
STORAGE PROCEDURES: Store in dry conditions			

COSHH RISK ASSESSMENT








SUBSTANCE Portland Cement	REF. CODE C7
DESCRIPTION OF USE:	
Department/Site	Construction Sites
Task	Cement is mixed dry to make mortar. Dry cement is shovelled into a cement mixer four or five times per day. The exposure to dry cement dust is approximately fifteen minutes on each occasion the cement mixer is loaded. Wet mortar is tipped into barrows for transportation within the site.
QUANTITIES USED: Half bag per load in five/three and half mixer	
ASSESSMENT OF RISK:	
Air Monitoring Results	The risk to health is not significant because skin contact and eye contact is avoided. Inhaling small quantities of dry cement dust does not present a significant health risk.
FURTHER ACTION REQUIRED:	
Washing facilities should be provided.	
Recommended Control Measures	
Avoid skin and eye contact. Avoid breathing cement dust.	
Spillage Procedures	
Avoid inhaling dust and skin contact with wet mortar.	

The risk assessment applies only to this product and to the uses described above. If other products are used or the use of this product changes, a new assessment must be made.

Example 03 1996

ASSESSMENT: DATE:

COSHH HAZARD IDENTIFICATIONS

SUBSTANCE/TRADE NAME: Carlite and Thistle Plasters			
Supplier: British Gypsum Ltd			
Internal Reference Code: C10			
HAZARDOUS INGREDIENTS:	MEL	OES	OTHER HAZARDS
Gypsum Quartz (silica) Lime (Calcium Oxide)		10mg/m ³ 0.3mg/m ³ 2mg/m ³	
DESCRIPTION OF SUBSTANCE:			
White power used in 55kg bags			
HAZARDS:			
Prolonged exposure to concentration of Gypsum in excess of the OES may result in throat and eye irritation. Prolonged exposure to silica at concentrations in excess of OES over several years may result in the development of silicosis.			
WARNINGS:			
			
			
HARMFUL	IRRITANT	TOXIC	EXPLOSIVE
			CORROSIVE
			OXIDISING
			HIGHLY FLAMMABLE
<input type="checkbox"/>	<input type="checkbox"/>	<input type="checkbox"/>	<input type="checkbox"/>
<input type="checkbox"/>	<input type="checkbox"/>	<input type="checkbox"/>	<input type="checkbox"/>
FIRST AID:			
Splashes in eyes:		Flood eyes with plenty of water for 10 mins.	
Splashes on skin:		Wash thoroughly with soap and water	
Ingestion:		Drink copious amounts of water. Do not induce vomiting.	
Seek medical advice.			
STORAGE PROCEDURES:			
Store in warm dry conditions			








COSHH RISK ASSESSMENT

SUBSTANCE Carlite and Thistle Plasters	REF. CODE	C10
DESCRIPTION OF USE:		
Department/Site	Construction Sites	
Task	Plaster is mixed with water on large plywood boards to produce a workable paste. This is trowelled onto walls. Once wet there is little or no exposure to dust. Exposure to dust during mixing not exceed 30 minutes.	
QUANTITIES USED: 10 x 55kg bags per day		
ASSESSMENT OF RISK:		
Air Monitoring Results		
The risk to health is not significant because the duration of exposure is short.		
FURTHER ACTION REQUIRED:		
The risk to health should be reassessed if exposure to plaster dust exceeds two hours.		
Recommended Control Measures		
Ensure good natural ventilation during mixing to reduce the airborne dust concentrations.		
Spillage Procedures		
Shovel into bags. Reduce dust exposure to a minimum, wearing an approved dust respirator if exposure will exceed two hours.		

The risk assessment applies only to this product and to the uses described above. If other products are used or the use of this product changes, a new assessment must be made.

ASSESSMENT:Example..... DATE:03.1996.....

COSHH HAZARD IDENTIFICATIONS

SUBSTANCE/TRADE NAME: Plasterboard			
Supplier: British Gypsum Ltd			
Internal Reference Code: C11			
HAZARDOUS INGREDIENTS:	MEL	OES	OTHER HAZARDS
Gypsum Quartz (silica) (4%)		10mg/m ³ 0.3mg/m ³	
DESCRIPTION OF SUBSTANCE:			
Solid linerboard for nailing to batons to construct partition walls.			
HAZARDS:			
Prolonged exposure to concentrations of Gypsum in excess of the OES may result in throat and eye irritation. Prolonged exposure to silica at concentrations in excess of OES over several years may result in the development of silicosis.			
WARNINGS:			
			
HARMFUL	IRRITANT	TOXIC	EXPLOSIVE
			
			CORROSIVE
			
			OXIDISING
			
			HIGHLY FLAMMABLE
<input type="checkbox"/>	<input type="checkbox"/>	<input type="checkbox"/>	<input type="checkbox"/>
			<input type="checkbox"/>
			<input type="checkbox"/>
FIRST AID:			
Cuts and scratches should be washed thoroughly with soap and water and covered with a plaster. Dust in eyes: Flood with water for 10 minutes.			
STORAGE PROCEDURES:			
Store in dry conditions			








COSHH RISK ASSESSMENT

SUBSTANCE Plasterboard	REF. CODE C11
DESCRIPTION OF USE:	
Department/Site	Construction Sites
Task	Plaster board is nailed to wooden batons. It may be sealed and plastered. Sawing, nailing, sanding or abrading of the boards produces dust. The exposure varies with the task. If the dust exposure exceeds one hour in duration the workers wear 3m 8800 disposable dust respirators.
QUANTITIES USED: 30 boards per day	
ASSESSMENT OF RISK:	
Air Monitoring Results	The risk to health is not significant because the workers wear approved dust respirators to limit exposure to dust.
FURTHER ACTION REQUIRED:	
	None.
Recommended Control Measures	Wear approved ori-nasal dust respirators when exposure is likely to exceed two hours in any one day.
Spillage Procedures	Not applicable.

The risk assessment applies only to this product and to the uses described above. If other products are used or the use of this product changes, a new assessment must be made.

ASSESSMENT: Example DATE: 03.1996

COSHH HAZARD IDENTIFICATIONS

SUBSTANCE/TRADE NAME: Mortar			
Supplier: Prepared on Site			
Internal Reference Code: C19			
HAZARDOUS INGREDIENTS:	MEL	OES	OTHER HAZARDS
Calcium Silicate (total dust) Calcium Aluminium		10/mg ³	Alkaline
DESCRIPTION OF SUBSTANCE: Wet Viscous mixtures of portland cement, sand and waterbased resin additives.			
HAZARDS: The mixture is strong alkaline, and contact with the skin or eyes can cause severe burns/ulceration. Repeated prolonged contact can cause irritant, contact dermatitis. Some individuals may develop allergic contact dermatitis through their sensitivity to traces of chromium compounds in cement.			
WARNINGS:			
 HARMFUL	 IRRITANT	 TOXIC	 EXPLOSIVE
		 CORROSIVE	 OXIDISING
			 HIGHLY FLAMMABLE
<input type="checkbox"/>	<input type="checkbox"/>	<input type="checkbox"/>	<input type="checkbox"/>
FIRST AID: Wash off any splashed on the skin immediately and apply a moisturising cream. Splashed in eyes should be treated with copious amounts of water, irrigate for at least 10 mins. Seek medical advice.			
STORAGE PROCEDURES: Not applicable			








COSHH RISK ASSESSMENT

SUBSTANCE Mortar	REF. CODE C19
<p>DESCRIPTION OF USE: Department/Site Task</p> <p style="padding-left: 40px;">Applied to blockwork or brickwork with trowels. Limited risk of contact with skin or eyes.</p>	
<p>QUANTITIES USED: Variable</p>	
<p>ASSESSMENT OF RISK: Air Monitoring Results</p> <p style="padding-left: 40px;">No significant risk to health due to lack of skin contact.</p>	
<p>FURTHER ACTION REQUIRED:</p> <p style="padding-left: 40px;">Maintain current working procedures. Reassess in 12 months.</p> <p>Recommended Control Measures Ensure operators are aware of the risk of burns etc, through skin contact. Gloves should be worn where skin contact is foreseeable. A supply of clean water should be available to deal with splashes.</p> <p>Spillage Procedures</p> <p style="padding-left: 40px;">Shovel up</p>	

The risk assessment applies only to this product and to the uses described above. If other products are used or the use of this product changes, a new assessment must be made.

ASSESSMENT:Example..... DATE:03.1996.....

COSHH HAZARD IDENTIFICATIONS

SUBSTANCE/TRADE NAME: Ready Mixed Concrete			
Supplier: Tarmac Topmix			
Internal Reference Code: C18			
HAZARDOUS INGREDIENTS:	MEL	OES	OTHER HAZARDS
Calcium Silicate (total dust) Calcium Aluminium		10/mg ³	Alkaline
DESCRIPTION OF SUBSTANCE: Wet Viscous mixtures of portland cement, aggregate, sand and water.			
HAZARDS: The mixture is strong alkaline, and contact with the skin or eyes can cause severe burns/ulceration. Repeated prolonged contact can cause irritant, contact dermatitis. Some individuals may develop allergic contact dermatitis through their sensitivity to traces of chromium compounds in cement.			
WARNINGS:			
			
HARMFUL	IRRITANT	TOXIC	EXPLOSIVE
<input type="checkbox"/>	<input type="checkbox"/>	<input type="checkbox"/>	<input type="checkbox"/>
			
CORROSIVE	OXIDISING	HIGHLY FLAMMABLE	
<input type="checkbox"/>	<input type="checkbox"/>	<input type="checkbox"/>	
FIRST AID: Wash off any splashed on the skin immediately and apply a moisturising cream. Splashed in eyes should be treated with copious amounts of water, irrigate for at least 10 mins. Seek medical advice.			
STORAGE PROCEDURES: Not applicable			








COSHH RISK ASSESSMENT

SUBSTANCE Ready Mixed Concrete	REF. CODE	C18
<p>DESCRIPTION OF USE: Department/Site Task</p> <p style="padding-left: 40px;">Concrete is brought to the site by lorry and discharged directly into foundation trenches etc or into dumper trucks. The poured mix is settled with a vibrator or tamper. The operators wear rubber boots and gloves.</p>		
<p>QUANTITIES USED: Variable</p>		
<p>ASSESSMENT OF RISK: Air Monitoring Results</p> <p style="padding-left: 40px;">No significant risk to health since skin contact is minimised by protective clothing.</p>		
<p>FURTHER ACTION REQUIRED:</p> <p style="padding-left: 40px;">Maintain current procedures. Ensure supply of clean water is available to deal with splashes. Reassess in 12 months.</p> <p>Recommended Control Measures Ensure operators are aware of the risk of burns etc through skin contact. Operators must wear impervious boots, gloves and where large quantities are being poured gaiters. Eye protection should be worn where there is an obvious risk of splashing.</p> <p>Spillage Procedures</p> <p style="padding-left: 40px;">Shovel up</p>		

The risk assessment applies only to this product and to the uses described above. If other products are used or the use of this product changes, a new assessment must be made.

ASSESSMENT:Example..... DATE:03.1996.....

COSHH HAZARD IDENTIFICATIONS

SUBSTANCE/TRADE NAME: Fireclay Bricks			
Supplier: Butterly Brick Ltd			
Internal Reference Code: C15			
HAZARDOUS INGREDIENTS:	MEL	OES	OTHER HAZARDS
Silica Total Inhalable Dust Respirable Dust		0.3mg/m ³ 0.1mg/m ³	
DESCRIPTION OF SUBSTANCE: Fireclay bricks, solid chemically inert blocks, which may contain varying quantities of silica. Used for the construction of buildings.			
HAZARDS: Prolonged exposure to silica at concentrations in excess of the OES may over several years result in the development of silicosis.			
WARNINGS:			
 HARMFUL	 IRRITANT	 TOXIC	 EXPLOSIVE
		 CORROSIVE	 OXIDISING
			 HIGHLY FLAMMABLE
<input type="checkbox"/>	<input type="checkbox"/>	<input type="checkbox"/>	<input type="checkbox"/>
<input type="checkbox"/>	<input type="checkbox"/>	<input type="checkbox"/>	<input type="checkbox"/>
FIRST AID: Cuts should be washed thoroughly and covered before bricks are handled			
STORAGE PROCEDURES: No special storage requirements			








COSHH RISK ASSESSMENT

SUBSTANCE Fireclay Bricks	REF. CODE C15
DESCRIPTION OF USE:	
Department/Site	Construction Sites
Task	Bricks are delivered on pallets and manually handled on site using barrows and hods. Individual bricks and manually handled by bricklayers wearing gloves.
QUANTITIES USED: Up to 500 per day	
ASSESSMENT OF RISK:	
Air Monitoring Results	The risk to health from the inhalation of silica is not significant because silica is not released as an airborne dust. The risk to health from physical skin abrasion is not significant because the brick layers wear gloves.
FURTHER ACTION REQUIRED:	
	If a substantial number of bricks are crushed or disc cut in a manner which exposes operators to dust over several days the risk to health should be reassessed.
Recommended Control Measures	Gloves should be worn to prevent skin abrasion.
Spillage Procedures	








The risk assessment applies only to this product and to the uses described above. If other products are used or the use of this product changes, a new assessment must be made.

ASSESSMENT:Example..... DATE:03.1996.....

COSHH HAZARD IDENTIFICATIONS

SUBSTANCE/TRADE NAME: Kerosene (Paraffin)			
Supplier: Esso Petroleum Company Ltd			
Internal Reference Code: 01			
HAZARDOUS INGREDIENTS:	MEL	OES	OTHER HAZARDS
Complex mixture hydrocarbons		100 ppm (8hr) 5mg/m ³ (8hr)	Total hydrocarbon Oil Mist
DESCRIPTION OF SUBSTANCE: Clear liquid with characteristic petroleum hydrocarbon odour insoluble in water. Supplied in closed containers between 5 litre cans and 205 litre drums.			
HAZARDS: Inhalation of vapour and fumes at concentration above the OES in high temperature, poorly ventilated conditions can give rise to acute effects. Protracted skin contact with the liquid can lead to irritation and cause dermatitis. The formation of sprays, mist or vapour can constitute a fire/explosion hazard as well as a health hazard. Exposure to high concentrations of vapour or mist can cause irritation of eyes and respiratory tract.			
WARNINGS:			
			
HARMFUL	IRRITANT	TOXIC	EXPLOSIVE
<input type="checkbox"/>	<input type="checkbox"/>	<input type="checkbox"/>	<input type="checkbox"/>
			
CORROSIVE	OXIDISING	HIGHLY FLAMMABLE	
<input type="checkbox"/>	<input type="checkbox"/>	<input type="checkbox"/>	
FIRST AID:			
Inhalation:	Remove to fresh air, seek medical help		
Splashes in eyes:	Flood eye with plenty of water for 10 mins		
Splashes on body:	Flood splashed surface with plenty of running water for 10 mins. Remove contaminated clothing.		
Ingestion:	Drink copious amounts of water. Do not induce vomiting.		
Seek medical advice.			
STORAGE PROCEDURES:			
Keep in original containers away from sources of ignition in a well ventilated area.			

COSHH HAZARD IDENTIFICATIONS

SUBSTANCE/TRADE NAME: Motor Gasoline (Petrol) - Leaded			
Supplier: Fina Petroleum Company Ltd			
Internal Reference Code: 02			
HAZARDOUS INGREDIENTS:	MEL	OES	OTHER HAZARDS
Benzene (0-5% by volume) n-Hexane (0-2% by volume) Lead Alkyls (TEL 0.05-0.015 mgPb/litre (TML 0.05-0.015 mg/Pb/litre)		10ppm 100ppm 0.01mg/m ³ 0.15mg/m ³	under review
DESCRIPTION OF SUBSTANCE: Clear yellow liquid with characteristic petroleum hydrocarbon odour. Insoluble in water. Classified as a "Special waste" under the Control of Pollution Regulations 1980.			
HAZARDS: High vapour concentrations are narcotic and may cause unconsciousness or death. Repeated exposure under conditions of improper handling could cause delayed harmful effects from some components. Storage tanks which have contained leaded petrol may contain hazardous levels of lead alkyls and the Control of Lead at Work Regulations apply to work with such tanks.			
WARNINGS:			
			
HARMFUL	IRRITANT	TOXIC	EXPLOSIVE
			
			CORROSIVE
			
			OXIDISING
			
			HIGHLY FLAMMABLE
<input type="checkbox"/>	<input type="checkbox"/>	<input type="checkbox"/>	<input type="checkbox"/>
<input type="checkbox"/>	<input type="checkbox"/>	<input type="checkbox"/>	<input type="checkbox"/>
FIRST AID:			
Inhalation:	Remove to fresh air, seek medical help		
Splashes in eyes:	Flood eye with plenty of water for 10 mins		
Splashes on body:	Flood splashed surface with plenty of running water for 10 mins. Remove contaminated clothing.		
Ingestion:	Drink copious amounts of water. Do not induce vomiting.		
Seek medical advice.			
STORAGE PROCEDURES:			
This product is defined as "petroleum spirit" within the Petroleum Consolidation Act 1928, specifying that no more than 3 gallons may be kept without a license.			








COSHH RISK ASSESSMENT

SUBSTANCE Petrol (Leaded)	REF. CODE 02
DESCRIPTION OF USE:	
Department/Site	Garage/Workshop
Task	Fuel for vehicles, generators, chain saws, lawnmowers etc NOT used as a solvent or cleaning fluid. The petrol is stored in a 1000 gallon bunded tank in the yard and is dispensed directly into vehicles through a metered pump. The tank is filled monthly by bulk delivery tanker.
QUANTITIES USED: 500 gallons delivery monthly.	
ASSESSMENT OF RISK:	
Air Monitoring Results	The risk to health is not significant because inhalation of vapour and skin contact is limited.
FURTHER ACTION REQUIRED:	
	Review assessment in one year.
Recommended Control Measures	
	Avoid inhalation of vapour or mist. Use adequate ventilation. Avoid frequent or prolonged skin contact. Do not transfer to unsuitable, unlabelled or incorrectly labelled containers.
Spillage Procedures	
	Eliminate sources of ignition. Contain spillage with booms or sand or other suitable absorbents and remove mechanically to containers for approved disposal. Prevent spillage reaching drains or water courses.

The risk assessment applies only to this product and to the uses described above. If other products are used or the use of this product changes, a new assessment must be made.

ASSESSMENT:Dave Carnell..... DATE:03.1996.....

COSHH HAZARD IDENTIFICATIONS

SUBSTANCE/TRADE NAME: Motor Gasoline (Petrol) - Unleaded			
Supplier: Fina Petroleum Company Ltd			
Internal Reference Code: 03			
HAZARDOUS INGREDIENTS:	MEL	OES	OTHER HAZARDS
Benzene (0-5% by volume) n-Hexane (0-2% by volume) Lead Alkyls 0.13 g/Pb Litre TEL TML		10ppm 100ppm 0.01mg/m ³ 0.15mg/m ³	under review
DESCRIPTION OF SUBSTANCE: Clear yellow liquid with characteristic petroleum hydrocarbon odour. Insoluble in water. Classified as a "Special waste" under the Control of Pollution Regulations 1980.			
HAZARDS: High vapour concentrations are narcotic and may cause unconsciousness or death. Repeated exposure under conditions of improper handling could cause delayed harmful effects from some components.			
WARNINGS:			
			
HARMFUL	IRRITANT	TOXIC	EXPLOSIVE
<input type="checkbox"/>	<input type="checkbox"/>	<input type="checkbox"/>	<input type="checkbox"/>
			
CORROSIVE	OXIDISING	HIGHLY FLAMMABLE	
<input type="checkbox"/>	<input type="checkbox"/>	<input type="checkbox"/>	
FIRST AID:			
Inhalation:	Remove to fresh air, seek medical help		
Splashes in eyes:	Flood eye with plenty of water for 10 mins		
Splashes on body:	Flood splashed surface with plenty of running water for 10 mins. Remove contaminated clothing.		
Ingestion:	Drink copious amounts of water. Do not induce vomiting.		
Seek medical advice.			
STORAGE PROCEDURES:			
This product is defined as "petroleum spirit" within the Petroleum Consolidation Act 1928, specifying that no more than 3 gallons may be kept without a license.			








COSHH RISK ASSESSMENT

SUBSTANCE Petrol (Unleaded)	REF. CODE	03
DESCRIPTION OF USE:		
Department/Site	Garage/Workshop	
Task	Fuel for vehicles designed or modified to run on unleaded petrol. The petrol is stored in a 1000 gallon bunded tank in the yard and is dispensed directly into vehicles through a metered pump. The tank is filled every two months by a bulk delivery tanker.	
QUANTITIES USED: 1000 gallons delivery 2 monthly		
ASSESSMENT OF RISK:		
Air Monitoring Results	The risk to health is not significant because inhalation of vapour and skin contact is limited.	
FURTHER ACTION REQUIRED:		
Review assessment in one year.		
Recommended Control Measures		
Avoid inhalation of vapour or mist. Use adequate ventilation. Avoid frequent or prolonged skin contact. Do not transfer to unsuitable, unlabelled or incorrectly labelled containers. Avoid malpractice such as siphoning, sniffing, use as solvent etc.		
Spillage Procedures		
Eliminate sources of ignition. Contain spillage with booms or sand or other suitable absorbents and remove mechanically to containers for approved disposal. Prevent spillage reaching drains or water courses. Seek expert guidance on recovery/clean up procedures from local authority.		

The risk assessment applies only to this product and to the uses described above. If other products are used or the use of this product changes, a new assessment must be made.

ASSESSMENT:Dave Carnell..... DATE:03.1996.....

COSHH HAZARD IDENTIFICATIONS

SUBSTANCE/TRADE NAME: Diesel Fuel / Gas Oil			
Supplier: Total Petroleum Company Ltd			
Internal Reference Code: 04			
HAZARDOUS INGREDIENTS:	MEL	OES	OTHER HAZARDS
Complex mixture of hydrocarbons		100ppm 5mg/m ³ oil mist (8 hr TWA)	Total hydrocarbons
DESCRIPTION OF SUBSTANCE: Clear yellowish liquid with characteristic petroleum hydrocarbon odour insoluble in water. Supplied in closed 205 litre drums.			
HAZARDS: High vapour concentrations are narcotic and may cause unconsciousness or death. Repeated exposure under conditions of improper handling could cause delayed harmful effects from some components. Storage tanks which have contained leaded petrol may contain hazardous levels of lead alkyls and the Control of Lead at Work Regulations apply to work with such tanks.			
WARNINGS:			
			
HARMFUL	IRRITANT	TOXIC	EXPLOSIVE
			
			CORROSIVE
			
			OXIDISING
			
			HIGHLY FLAMMABLE
<input type="checkbox"/>	<input type="checkbox"/>	<input type="checkbox"/>	<input type="checkbox"/>
			<input type="checkbox"/>
			<input type="checkbox"/>
FIRST AID:			
Inhalation: Splashes in eyes: Splashes on body: Ingestion: Seek medical advice.	Remove to fresh air, seek medical help Flood eye with plenty of water for 10 mins Flood splashed surface with plenty of running water for 10 mins. Remove contaminated clothing. Drink copious amounts of water. Do not induce vomiting.		
STORAGE PROCEDURES:			
Store in cool well ventilated area, away from heat sources and open flames.			

COSHH RISK ASSESSMENT

SUBSTANCE Diesel fuel/gas oil	REF. CODE 04
DESCRIPTION OF USE:	
Department/Site	Garage/Workshop
Task	Fuel for generators. The drums of diesel are held horizontal on trestles after a tap has been inserted into the screw thread. The fuel is then transferred to labelled five litre cans using a large funnel. Two of these cans are taken to each site each day to fuel the generators. When filling the cans, operatives wear rubber gauntlets and wellingtons.
QUANTITIES USED: 1 x 205 litre drums per week	
ASSESSMENT OF RISK:	
Air Monitoring Results	The risk to health is not significant because skin contact is avoided and good person hygiene is practiced.
FURTHER ACTION REQUIRED:	
Review assessment in one year.	
Recommended Control Measures	Avoid prolonged inhalation of vapour/mist, use adequate ventilation. Avoid frequent or prolonged skin contact and wearing of clothing or footwear soaked in oil. Do not transfer to unsuitable, unlabelled or incorrectly labelled containers.
Spillage Procedures	Eliminate sources of ignition. Contain spillage with booms or sand or other suitable absorbents and remove mechanically to container for approved disposal. Prevent spillage reaching drains of water courses.

The risk assessment applies only to this product and to the uses described above. If other products are used or the use of this product changes, a new assessment must be made.

ASSESSMENT:Dave Carnell..... DATE:03.1996.....








COSHH RISK ASSESSMENT

SUBSTANCE Propane	REF. CODE C12
DESCRIPTION OF USE:	
Department/Site	Construction Site
Task	Five cylinders stored on site in custom built flammable gases cylinder enclosure. Two cylinders are in use as a fuel gas for site office heaters.
QUANTITIES USED: 2 cylinders per week	
ASSESSMENT OF RISK:	
Air Monitoring Results	The risk to health is not significant because the correct procedures are used for the connection and disconnection of cylinders. The equipment is properly maintained.
FURTHER ACTION REQUIRED:	
	None
Recommended Control Measures	Regular inspection of heaters, hoses, connections and cylinders.
Spillage Procedures	In the event of leaks extinguish or disconnect all sources of ignition, open doors and windows and isolate gas supply.

The risk assessment applies only to this product and to the uses described above. If other products are used or the use of this product changes, a new assessment must be made.

ASSESSMENT:Example..... DATE:03.1996.....

COSHH HAZARD IDENTIFICATIONS

SUBSTANCE/TRADE NAME: White Spirit			
Supplier: Langlow Products Ltd			
Internal Reference Code: S9			
HAZARDOUS INGREDIENTS:	MEL	OES	OTHER HAZARDS
White Spirit		100 ppm	
DESCRIPTION OF SUBSTANCE: A petroleum hydrocarbon - (C9 - C10 Aliphatic/Aromatic) A clear liquid used as a general solvent and paint brush cleaner.			
HAZARDS: Exposure to concentrations of white spirit in excess of the OEL may result in headaches, nausea or dizziness. Mildly irritating to skin and eyes.			
WARNINGS:			
			
HARMFUL	IRRITANT	TOXIC	EXPLOSIVE
			
			CORROSIVE
			
			OXIDISING
			
			HIGHLY FLAMMABLE
<input type="checkbox"/>	<input type="checkbox"/>	<input type="checkbox"/>	<input type="checkbox"/>
<input type="checkbox"/>	<input type="checkbox"/>	<input type="checkbox"/>	<input type="checkbox"/>
FIRST AID:			
Inhalation:	Remove to fresh air, seek medical help		
Splashes in eyes:	Flood eye with plenty of water for 10 mins		
Splashes on skin:	Wash thoroughly with soap and water		
Ingestion:	Drink copious amounts of water. Do not induce vomiting.		
Seek medical advice.			
STORAGE PROCEDURES:			
Store in a cool, dry well ventilated place. Keep away from sources of ignition. No smoking. Keep out of reach of children.			








COSHH RISK ASSESSMENT

SUBSTANCE White Spirit Thinners	REF. CODE
<p>DESCRIPTION OF USE: Department/Site Task</p> <p style="padding-left: 40px;">Used as a thinning medium in oil based paints such as primers, undercoats and gloss paint finishes. Also used to clean roller and brushes used in application of paints.</p>	
<p>QUANTITIES USED: from 5-10 litres per day.</p>	
<p>ASSESSMENT OF RISK: Air Monitoring Results</p> <p style="padding-left: 40px;">The risk to health is not significant when working out of doors, because the airborne concentrations disperse rapidly. When used indoors adequate ventilation should be provided by opening windows and doors to disperse the concentrations.</p>	
<p>FURTHER ACTION REQUIRED:</p> <p>Recommended Control Measures</p> <p style="padding-left: 40px;">Wash hands thoroughly before eating, drinking or smoking.</p> <p>Spillage Procedures</p> <p style="padding-left: 40px;">Cover with absorbent material and place in a covered solid container. Avoid inhaling fumes. Remove to a safe outdoor location for disposal from site.</p>	

The risk assessment applies only to this product and to the uses described above. If other products are used or the use of this product changes, a new assessment must be made.

ASSESSMENT:Dave Carnell..... DATE:03.1996.....

COSHH HAZARD IDENTIFICATIONS

SUBSTANCE/TRADE NAME: Dulux Trade High Gloss Finish Paint (painting interior surfaces)			
Supplier: ICI Paints Division, Wrexham Road, Slough			
Internal Reference Code: P3			
HAZARDOUS INGREDIENTS:	MEL	OES	OTHER HAZARDS
White Spirit (solvent) Long oil modified alkyd (binder) non-lead (pigments)		100 ppm	
DESCRIPTION OF SUBSTANCE:			
Liquid paint with distinctive odour. Delivered in 1, 2.5 and 5 litre cans.			
HAZARDS:			
Exposure to white spirit in concentrations in excess of the OES can lead to headaches, nausea and dizziness.			
WARNINGS:			
			
HARMFUL	IRRITANT	TOXIC	EXPLOSIVE
			
	CORROSIVE	OXIDISING	HIGHLY FLAMMABLE
<input type="checkbox"/>	<input type="checkbox"/>	<input type="checkbox"/>	<input type="checkbox"/>
FIRST AID:			
Inhalation:		Remove to fresh air	
Splashes in eyes:		Flood eye with plenty of water for 10 mins	
Splashes on body:		Flood splashed surface with plenty of running water for 10 minutes. Remove contaminated clothing.	
Ingestion:		Do not induce vomiting.	
Summon medical advice.			
STORAGE PROCEDURES:			
Store in warm dry, conditions away from sources of ignition.			








COSHH RISK ASSESSMENT

SUBSTANCE Dulux Trade Gloss Paint	REF. CODE P3
<p>DESCRIPTION OF USE: Department/Site Task</p> <p style="padding-left: 40px;">Used to paint interior wood surfaces. The paint is applied by brush in rooms 12ft by 15ft. All doors and windows are closed to prevent dust depositing on newly painted surfaces. The painters position a propane room heater in the centre of the room to assist paint drying. Exposure last for five to six hours.</p>	
<p>QUANTITIES USED: 10 litres per day</p>	
<p>ASSESSMENT OF RISK: Air Monitoring Results</p> <p style="padding-left: 40px;">The risk to health is significant, because the concentrations of white spirit from the drying paint will exceed the OES and the painter may suffer the signs and symptoms described overleaf.</p>	
<p>FURTHER ACTION REQUIRED:</p> <p style="padding-left: 40px;">Doors and windows should be opened to provide adequate ventilation. For this product the minimum ventilation requirement is 707 cubic metres of air for every litre of paint applied.</p> <p>Recommended Control Measures</p> <p style="padding-left: 40px;">Adequate ventilation. Wash hands thoroughly before eating, drinking or smoking.</p> <p>Spillage Procedures</p> <p style="padding-left: 40px;">Cover with absorbent material and shovel into a solid container. Avoid inhaling vapour.</p>	

The risk assessment applies only to this product and to the uses described above. If other products are used or the use of this product changes, a new assessment must be made.

ASSESSMENT:Example..... DATE:03.1996.....

COSHH HAZARD IDENTIFICATIONS

SUBSTANCE/TRADE NAME:	Dulux Trade High Gloss Finish Paint (painting exterior surfaces)					
Supplier:	ICI Paints Division, Wrexham Road, Slough					
Internal Reference Code:	P2					
HAZARDOUS INGREDIENTS:	MEL	OES	OTHER HAZARDS			
White Spirit (solvent)		100 ppm				
Long oil modified alkyd (binder) non-lead (pigments)						
DESCRIPTION OF SUBSTANCE:						
Liquid paint with distinctive odour. Delivered in 1, 2.5 and 5 litre cans.						
HAZARDS:						
Exposure to white spirit in concentrations in excess of the OES can lead to headaches, nausea and dizziness.						
WARNINGS:						
						
HARMFUL	IRRITANT	TOXIC	EXPLOSIVE	CORROSIVE	OXIDISING	HIGHLY FLAMMABLE
<input type="checkbox"/>	<input type="checkbox"/>	<input type="checkbox"/>	<input type="checkbox"/>	<input type="checkbox"/>	<input type="checkbox"/>	<input type="checkbox"/>
FIRST AID:						
Inhalation:	Remove to fresh air					
Splashes in eyes:	Flood eye with plenty of water for 10 mins					
Splashes on body:	Flood splashed surface with plenty of running water for 10 minutes. Remove contaminated clothing.					
Ingestion:	Do not induce vomiting.					
Summon medical advice.						
STORAGE PROCEDURES:						
Store in warm dry conditions, away from sources of ignition.						








COSHH RISK ASSESSMENT

SUBSTANCE Dulux Trade Gloss Paint	REF. CODE P2
<p>DESCRIPTION OF USE: Department/Site Task</p> <p style="padding-left: 40px;">Used to paint exterior and interior wood and metal surfaces. The paint is applied evenly over the surface using a brush. Exposure lasts four to five hours per day. Brushes are cleaned using white spirit.</p>	
<p>QUANTITIES USED: Up to 10 litres per day</p>	
<p>ASSESSMENT OF RISK: Air Monitoring Results</p> <p style="padding-left: 40px;">The risk to health is not significant when working out of doors because the airborne concentrations of white spirit disperses rapidly. When used indoors adequate ventilation must be provided by the opening of windows and doors to disperse the white spirit concentrations.</p>	
<p>FURTHER ACTION REQUIRED:</p> <p>Recommended Control Measures</p> <p style="padding-left: 40px;">Wash hands thoroughly before eating, drinking or smoking.</p> <p>Spillage Procedures</p> <p style="padding-left: 40px;">Cover with absorbent material and shovel into a solid container. Avoid inhaling vapour.</p>	

The risk assessment applies only to this product and to the uses described above. If other products are used or the use of this product changes, a new assessment must be made.

ASSESSMENT:Dave.Carnell..... DATE:03.1996.....

COSHH HAZARD IDENTIFICATIONS

SUBSTANCE/TRADE NAME: Dulux Trade Undercoat			
Supplier: ICI Paints Division, Slough			
Internal Reference Code: P6			
HAZARDOUS INGREDIENTS:	MEL	OES	OTHER HAZARDS
White Spirit (solvent) oil modified alkyd resin non-lead (pigments)		100 ppm	
DESCRIPTION OF SUBSTANCE:			
Liquid paint supplied in 1, 2.5 and 5 litre cans.			
HAZARDS:			
Exposure to white spirit vapour in concentrations in excess of the OES can cause headaches, nausea and dizziness. Splashed in the eyes will cause irritation and possible damage. Prolonged contact with the skin may have a defatting effect which may lead to irritation and sometimes dermatitis.			
WARNINGS:			
			
HARMFUL	IRRITANT	TOXIC	EXPLOSIVE
			
			CORROSIVE
			
			OXIDISING
			
			HIGHLY FLAMMABLE
<input type="checkbox"/>	<input type="checkbox"/>	<input type="checkbox"/>	<input type="checkbox"/>
<input type="checkbox"/>	<input type="checkbox"/>	<input type="checkbox"/>	<input type="checkbox"/>
FIRST AID:			
Inhalation:	Remove to fresh air, seek medical help		
Eyes:	Wash eye with water for at least 10 mins, seek medical help		
Skin:	Wash with proprietary skin cleaner/soap with water		
Ingestion:	Do not induce vomiting, summon medical help		
STORAGE PROCEDURES:			
Store in cool dry, well ventilated area away from sources of ignition.			








COSHH RISK ASSESSMENT

SUBSTANCE Dulux Trade Undercoat	REF. CODE P6
DESCRIPTION OF USE:	
Department/Site	
Task	
Applied by brush to interior and exterior woodwork. Open doors and open or unglazed windows, ensure good ventilation in the area of use.	
QUANTITIES USED:	
ASSESSMENT OF RISK:	
Air Monitoring Results	
No significant risk to health since usage is in well ventilated area and skin contact is negligible.	
FURTHER ACTION REQUIRED:	
Maintain current working procedures. Reassess in 12 months.	
Recommended Control Measures	
Use with adequate ventilation of painting indoors. Avoid excessive and prolonged skin contact. Wear eye protection if there is a risk of splashing.	
Spillage Procedures	

The risk assessment applies only to this product and to the uses described above. If other products are used or the use of this product changes, a new assessment must be made.

ASSESSMENT:Dave.Carnell..... DATE:03.1996.....

COSHH HAZARD IDENTIFICATIONS

SUBSTANCE/TRADE NAME:	Dulux Trade Vinyl Silk		
Supplier:	ICI Paints		
Internal Reference Code:	P11		
HAZARDOUS INGREDIENTS:	MEL	OES	OTHER HAZARDS
None			
DESCRIPTION OF SUBSTANCE:			
White or coloured suspension of non toxic pigments in water.			
HAZARDS:			
Splashes in the eye will cause irritation. Prolonged contact with the skin may cause irritation. Accidental swallowing may cause irritation and disturbance of the digestive system.			
WARNINGS:			
			
HARMFUL	IRRITANT	TOXIC	EXPLOSIVE
			
			CORROSIVE
			
			OXIDISING
			
			HIGHLY FLAMMABLE
<input type="checkbox"/>	<input type="checkbox"/>	<input type="checkbox"/>	<input type="checkbox"/>
<input type="checkbox"/>	<input type="checkbox"/>	<input type="checkbox"/>	<input type="checkbox"/>
FIRST AID:			
Eye:	Wash with clean water for at least 10 minutes. Any contact lenses must be removed.		
Skin:	Wash with soap and water or a proprietary skin cleanser		
Swallowing:	Do not induce vomiting – seek medical help		
STORAGE PROCEDURES:			
Store in a cool, dry place			








COSHH RISK ASSESSMENT

SUBSTANCE Dulux Trade Vinyl Silk	REF. CODE P11
DESCRIPTION OF USE:	
Department/Site	Greenbridge Site
Task	Applied by brush or roller to walls and ceiling under reasonable ventilation conditions. Painter wears overalls and has little skin contact with the paint. Brushes and rollers washed by hand with water at regular intervals. Good hand washing facilities available.
QUANTITIES USED: Variable	
ASSESSMENT OF RISK:	
Air Monitoring Results	No significant risk to health since the method of use minimises the risk of skin contact
FURTHER ACTION REQUIRED:	
	Review assessment in one year's time
Recommended Control Measures	Minimise skin contact. Maintain good standards of personal hygiene.
Spillage Procedures	Absorb with sponge or cloth. Wash surface and absorbing material with water.

The risk assessment applies only to this product and to the uses described above. If other products are used or the use of this product changes, a new assessment must be made.

ASSESSMENT:Dave.Carnell..... DATE:03.1996.....

COSHH HAZARD IDENTIFICATIONS

SUBSTANCE/TRADE NAME: Dulux Trade Vinyl Matt			
Supplier: ICI Paints			
Internal Reference Code: P12			
HAZARDOUS INGREDIENTS:	MEL	OES	OTHER HAZARDS
None			
DESCRIPTION OF SUBSTANCE:			
White or coloured suspension of non toxic pigments in water.			
HAZARDS:			
Splashes in the eye will cause irritation. Prolonged contact with the skin may cause irritation. Accidental swallowing may cause irritation and disturbance of the digestive system.			
WARNINGS:			
			
HARMFUL	IRRITANT	TOXIC	EXPLOSIVE
			
			CORROSIVE
			
			OXIDISING
			
			HIGHLY FLAMMABLE
<input type="checkbox"/>	<input type="checkbox"/>	<input type="checkbox"/>	<input type="checkbox"/>
<input type="checkbox"/>	<input type="checkbox"/>	<input type="checkbox"/>	<input type="checkbox"/>
FIRST AID:			
Eye:	Wash with clean water for at least 10 minutes. Any contact lenses must be removed.		
Skin:	Wash with soap and water or a proprietary skin cleanser		
Swallowing:	Do not induce vomiting – seek medical help		
STORAGE PROCEDURES:			
Store in a cool, dry place			








COSHH RISK ASSESSMENT

SUBSTANCE Dulux Trade Vinyl Matt	REF. CODE P12
DESCRIPTION OF USE:	
Department/Site	Greenbridge Site
Task	Applied by brush or roller to walls and ceilings under reasonable ventilation conditions. Painter wears overalls and has little skin contact with the paint. Brushes and rollers washed by hand with water at regular intervals. Good hand washing facilities available.
QUANTITIES USED: Variable	
ASSESSMENT OF RISK:	
Air Monitoring Results	No significant risk to health since the method of use minimises the risk of skin contact
FURTHER ACTION REQUIRED:	
	Review assessment in one year's time
Recommended Control Measures	Minimise skin contact. Maintain good standards of personal hygiene.
Spillage Procedures	Absorb with sponge or cloth. Wash surface and absorbing material with water.

The risk assessment applies only to this product and to the uses described above. If other products are used or the use of this product changes, a new assessment must be made.

ASSESSMENT:Dave.Carnell..... DATE:03.1996.....

COSHH HAZARD IDENTIFICATIONS

SUBSTANCE/TRADE NAME: Tanalith Treated Timber (Dry)			
Supplier: Hickson Timber Products Ltd			
Internal Reference Code: C1			
HAZARDOUS INGREDIENTS:	MEL	OES	OTHER HAZARDS
Sodium dichromate Cr (VI) Arsenic pentoxide as As Copper sulphate	0.2 - mg/m ³	0.05 - mg/m ³	
DESCRIPTION OF SUBSTANCE:			
Dry timber treated with tanalith wood preservative which contains copper, chromium and arsenate (CCA) as the active ingredients.			
HAZARDS:			
Although tanalised timber contains toxic chemicals, these are chemically bound to the wood and will not affect persons handling the timber. Inhalations of tanalised wood dust at concentrations above the MEL/OES may cause headache, shortness of breath and lung congestion. Eye contact may cause irritation.			
WARNINGS:			
			
HARMFUL	IRRITANT	TOXIC	EXPLOSIVE
<input type="checkbox"/>	<input type="checkbox"/>	<input type="checkbox"/>	<input type="checkbox"/>
			
CORROSIVE	OXIDISING	HIGHLY FLAMMABLE	
<input type="checkbox"/>	<input type="checkbox"/>	<input type="checkbox"/>	
FIRST AID:			
Inhalation:	Remove to fresh air, summon medical help and explain that exposure was to the substances listed above		
Eyes:	Wash with water for 10 mins, seek medical help		
Skin:	Wash with soap and water		
STORAGE PROCEDURES:			
As for treated wood			








COSHH RISK ASSESSMENT

SUBSTANCE Tanalith Treated Timber (Dry)	REF. CODE C1
DESCRIPTION OF USE:	
Department/Site	Construction Sites
Task	<p>Handling and hand cutting treated timber on site.</p> <p>Timber used for rafters, joists, purlins, wall plates, shingles, tile batons, sarking, floor joists, floor boards, ledged, braced and battened doors for our buildings and garages. Fascia boards, soffit boards, barge boards, fencing.</p>
QUANTITIES USED: Continuous use	
ASSESSMENT OF RISK:	
Air Monitoring Results	
<p>The risk from handling and manual cross cutting of dry treated timber is not significant since the quantity of wood dust generated will not cause the MEL/OES to be exceeded.</p>	
FURTHER ACTION REQUIRED:	
<p>Maintain current working procedures. Review this assessment if power tool cutting of tanalised wood is necessary, or in 12 months time.</p>	
Recommended Control Measures	
<p>Avoid power cutting or sanding operations. Maintain good standards of personal hygiene and keep any cuts covered with waterproof plasters.</p>	
Spillage Procedures	
<p>Small quantities of unwanted timber or shavings may be burnt in an open area and the ashes buried. Larger quantities should be taken to a landfill tip.</p>	

The risk assessment applies only to this product and to the uses described above. If other products are used or the use of this product changes, a new assessment must be made.

ASSESSMENT:Example..... DATE:03.1996.....

COSHH HAZARD IDENTIFICATIONS

SUBSTANCE/TRADE NAME: Sadolin Classic Woodstain						
Supplier: Sadolin						
Internal Reference Code: P14						
HAZARDOUS INGREDIENTS:	MEL	OES	OTHER HAZARDS			
White Spirit Dichlofluanid (fungicide)		100 ppm	Moderately toxic by skin absorption			
DESCRIPTION OF SUBSTANCE: A solution of a dye and a fungicide in white spirit used to colour and preserve wood						
HAZARDS: Inhalation of white spirit vapour at concentrations in air in excess of the OES will cause headaches, nausea or dizziness. The liquid will irritate the skin and eyes. Prolonged skin contact may cause gastric disturbances through absorption of the fungicide						
WARNINGS:						
						
HARMFUL	IRRITANT	TOXIC	EXPLOSIVE	CORROSIVE	OXIDISING	HIGHLY FLAMMABLE
<input type="checkbox"/>	<input type="checkbox"/>	<input type="checkbox"/>	<input type="checkbox"/>	<input type="checkbox"/>	<input type="checkbox"/>	<input type="checkbox"/>
FIRST AID:						
Inhalation:	Remove to fresh air, if symptoms persist seek medical advice					
Splashes in eyes:	Wash for at least 15 minutes with clean water, seek medical advice					
Skin:	Wash well with soap and water					
Swallowing:	Wash mouth with water, seek medical advice					
STORAGE PROCEDURES:						
Store securely in a cool dry place						








COSHH RISK ASSESSMENT

SUBSTANCE Sodium Classic Wood Stain	REF. CODE	P14
DESCRIPTION OF USE:		
Department/Site	Bridge House	
Task	The liquid is applied by brush to small areas of external woodwork. Use is at very infrequent intervals. Gloves are not worn.	
QUANTITIES USED: Very small		
ASSESSMENT OF RISK:		
Air Monitoring Results		
No significant risk to health since very small quantities are used, very infrequently and under conditions of good ventilation.		
FURTHER ACTION REQUIRED:		
Introduce the wearing of gloves for all painting activities involving fungicides, and eye protection where splashing is likely. Review this assessment if ?????????? or of indoor usage is necessary.		
Recommended Control Measures		
Avoid skin and eye contact by wearing gloves, and eye protection if splashing is likely. Use under conditions of good ventilation.		
Spillage Procedures		
Wear gloves, absorb in granules or rags. Place in skip.		

The risk assessment applies only to this product and to the uses described above. If other products are used or the use of this product changes, a new assessment must be made.

ASSESSMENT:Dave.Carnell..... DATE:03.1996.....

COSHH HAZARD IDENTIFICATIONS

SUBSTANCE/TRADE NAME: Rockwool Insulation			
Supplier: Rockwool			
Internal Reference Code: C20			
HAZARDOUS INGREDIENTS:	MEL	OES	OTHER HAZARDS
Man made mineral fibre	5mg/m ³ (8hr)		
DESCRIPTION OF SUBSTANCE: Friable fibrous material used for general insulating purposes usually supplied in wrapped rolls. Airborne fibre levels generated during laying of insulations in poorly ventilated areas may exceed MEL.			
HAZARDS: The main risk to health from mineral fibre is through inhalation or airborne fibres. The particles will irritate skin and eyes and excessively dusty conditions will irritate the upper respiratory tract. There is concern about the long term effects of inhalation of fine fibres and studies have shown an excess of lung cancers in early rockwool production workers.			
WARNINGS:			
			
HARMFUL	IRRITANT	TOXIC	EXPLOSIVE
			
CORROSIVE	OXIDISING	HIGHLY FLAMMABLE	
FIRST AID: Skin – Skin should be rinsed thoroughly under running water before the application of soap to prevent fibres being rubbed in to the skin Eyes – Flush copiously with water. Seek medical attention if irritation persists.			
STORAGE PROCEDURES: No special requirements			

COSHH RISK ASSESSMENT

SUBSTANCE Rockwool Insulation	REF. CODE C20
<p>DESCRIPTION OF USE: Department/Site Task</p> <p style="padding-left: 40px;">Rolls are unwrapped and placed between the ceiling joists. The loft area is poorly ventilated. The ladders wear overalls, but no form of respiratory protection.</p>	
<p>QUANTITIES USED: Substantial quantities on a daily basis.</p>	
<p>ASSESSMENT OF RISK: Air Monitoring Results</p> <p style="padding-left: 40px;">Measurements of airborne fibre concentrations would be needed before compliance or otherwise with the MEL could be demonstrated. However, exposure to fibres is clearly not being reduced so far as is reasonably practicable, and is thus not adequately controlled.</p>	
<p>FURTHER ACTION REQUIRED:</p> <p style="padding-left: 40px;">Introduce improved working procedures as soon as possible and then review this assessment.</p> <p>Recommended Control Measures Ventilation should be maximised. Approved dust respirators must be worn along with goggles, gloves and loose overalls. Operatives should be trained in the use and maintenance of respirators and workers should be familiar with HSE Guidance Note EH46 'Exposure to Mineral Wool'</p> <p>Spillage Procedures</p> <p style="padding-left: 40px;">Not applicable</p>	

The risk assessment applies only to this product and to the uses described above. If other products are used or the use of this product changes, a new assessment must be made.

ASSESSMENT:Dave.Carnell..... DATE:03.1996.....








COSHH RISK ASSESSMENT

SUBSTANCE Fibreglass Insulation	REF. CODE C5
<p>DESCRIPTION OF USE: Department/Site Task</p> <p style="margin-left: 40px;">Fibreglass insulation is used in roof spaces and integral garages. The roof space work involves unrolling the insulation and placing it between rafters. This is carried out in poorly ventilated conditions. When insulating integral garages, the ventilation is good but the work involves insulation being installed above head height which increases risk of eye irritation. The workers currently wear disposable overalls but no other protective equipment.</p>	
<p>QUANTITIES USED: Substantial quantities on a daily basis.</p>	
<p>ASSESSMENT OF RISK: Air Monitoring Results</p> <p style="margin-left: 40px;">The risk of inhaling glassfibre particles is significant. Eye and skin irritation is also likely. Working practices should be designed in such a way as to minimise airborne fibre release.</p>	
<p>FURTHER ACTION REQUIRED:</p> <p style="margin-left: 40px;">Review assessment after implementation and monitoring of control measures.</p> <p>Recommended Control Measures Ventilation should be maximised. Approved dust respirators must be worn along with goggles, gloves and loose overalls. Operatives should be trained in the use and maintenance of respirators and workers should be familiar with HSE Guidance Note EH46 'Exposure to Mineral Wool'</p> <p>Spillage Procedures</p> <p style="margin-left: 40px;">Not applicable</p>	

The risk assessment applies only to this product and to the uses described above. If other products are used or the use of this product changes, a new assessment must be made.

ASSESSMENT:Example..... DATE:03.1996.....

COSHH HAZARD IDENTIFICATIONS

SUBSTANCE/TRADE NAME: Mild Steel Welding Fume			
Supplier:			
Internal Reference Code: E11			
HAZARDOUS INGREDIENTS:	MEL	OES	OTHER HAZARDS
Welding Fume Fluoride Nitrogen Dioxide		5mg/m ³ 2.5mg/m ³ 3mg/m ³	
DESCRIPTION OF SUBSTANCE:			
Fume and gases given off during manual metal arc welding of mild steel			
HAZARDS:			
Inhalation of fume and gas concentrations in excess of the OES may cause irritation of the respiratory system. Long term exposure may cause bone disease and lung disease (siderosis)			
WARNINGS:			
			
HARMFUL	IRRITANT	TOXIC	EXPLOSIVE
			
			CORROSIVE
			
			OXIDISING
			
			HIGHLY FLAMMABLE
<input type="checkbox"/>	<input type="checkbox"/>	<input type="checkbox"/>	<input type="checkbox"/>
<input type="checkbox"/>	<input type="checkbox"/>	<input type="checkbox"/>	<input type="checkbox"/>
FIRST AID:			
Persons suffering irritation of the nose, throat or lungs should be moved to fresh air and medical advice should be sought			
STORAGE PROCEDURES:			

COSHH RISK ASSESSMENT

SUBSTANCE Mild Steel Welding Fume	REF. CODE	E11
DESCRIPTION OF USE:		
Department/Site	Engineering Services Workshop	
Task	(Manual Metal Arc)	
<p>Mild steel welding (Manual Metal Arc) is carried out in the welding bay. Work is infrequent but is sometimes prolonged. Welding fume is removed by a recirculating fume extractions system, but this is not regularly serviced. (The above is based on information provided – it was not possible to observe the operation)</p>		
QUANTITIES USED:		
ASSESSMENT OF RISK:		
Air Monitoring Results		
<p>No significant risk to health due to the infrequent nature of the operation and the local extraction equipment used</p>		
FURTHER ACTION REQUIRED:		
<p>Ensure consistent use of the extraction equipment, and have it regularly tested and serviced.</p>		
Recommended Control Measures		
<p>Use local exhaust extraction equipment</p>		
Spillage Procedures		

The risk assessment applies only to this product and to the uses described above. If other products are used or the use of this product changes, a new assessment must be made.

ASSESSMENT:Dave.Carnell..... DATE:03.1996.....